

| | | | |
|----------------------|------|-----|-------|
| Uniclass L5:P7113 | | | |
| C/SfB | (4-) | Hn7 | 11.21 |

Swish[®]
BUILDING PRODUCTS



Trade Price List

NEW products inside

- Roofline
- Cladding
- Window Boards
- Interior Trims
- Foiled Products
- Dry Verge System

Issue No. 1
1st November 2021



BS 7619
Licence No. KM33730



www.greenbooklive.com



FS 681825



EMS 681826



OHS 690332

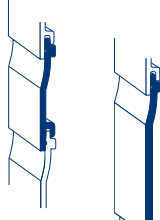








ENMS 620926

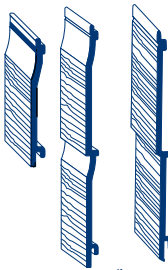
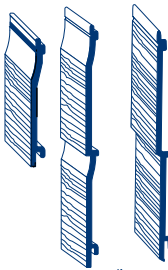
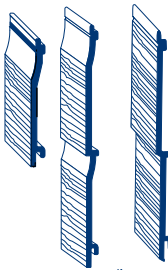
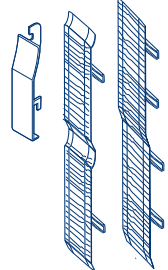
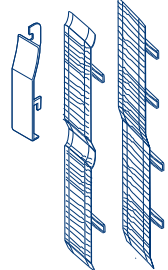
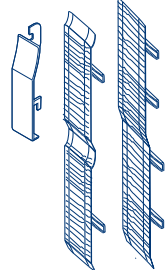
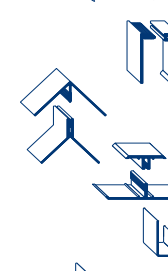
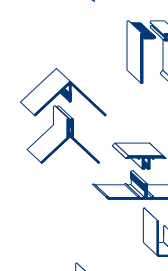
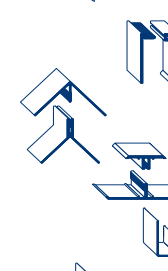
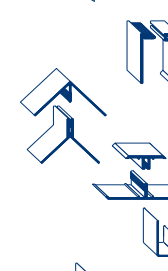
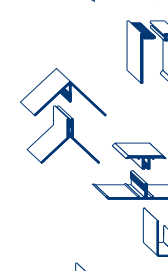
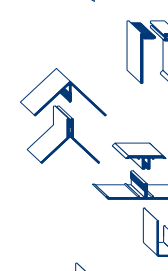
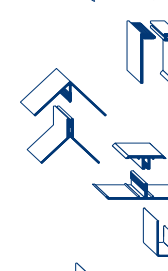
Fax Order Line: 01827 316169

| | Page No. |
|---|----------|
| <ul style="list-style-type: none"> • 20 YEAR GUARANTEE ON WHITE PROFILES • 10 YEAR GUARANTEE ON COLOUR PROFILES • 15/5 YEAR GUARANTEE ON M-BOSS COLOUR PROFILES | |
| Cladding Systems (Plain and M-Boss) | 3 |
| Cladding Trims | 4 |
| Replacement New Build Fascia (25mm and 20mm) | 5 |
| Replacement New Build Fascia (16mm) | 6 |
| Refurbishment Fascia and Dry Verge System | 7 |
| Roofline Corners & Joints | 8 |
| Roof Trims, Roofstyle and Decorative Roofline profiles | 9 |
| Gallows and Dentils | 10 |
| Gee Pee and Pre-vented Soffits | 11 |
| Roof Ventilation and Over Fascia Protection | 12 |
| Window Boards | 13 |
| Window Board Accessories | 14 |
| Window Trims | 15 |
| Skirtings and Architraves | 16 |
| <ul style="list-style-type: none"> • 10 YEAR GUARANTEE ON FOILED PROFILES | |
| FOILED PROFILES | |
| Roofline | 17 |
| Cladding Systems | 18 |
| Window Boards and Accessories | 19 |
| Window Trims | 20 |
| Fixings, Sealants & Adhesives | 21 |
| INDEX | 22 & 23 |



















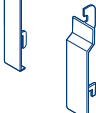

Cladding System - Plain

| Description | Code No. | Colours* | Length | Price/Length | | Pack Quantity | Price/Metre | |
|---|----------|----------|----------|------------------|--------------|---------------|--------------|--------------|
| | | | | White/Cream £ | Colours £ | | White £ | Colours £ |
|  100mm Shiplap (Sq. metre price £72.96 for White) | C001 | W | 5m | 36.48 | – | 5 | 7.30 | – |
|  150mm Shiplap (Sq. metre price £64.60 for White) | C002 | W H | 5m 6m | 48.45 58.13 | – – | 5 5 | 9.69 9.69 | – – |
|  300mm Shiplap Twin Plank (Sq. metre price £74.27 for White) | C005 | W | 5m | 111.40 | – | 2 | 22.28 | – |
|  100mm Open V (Sq. metre price £72.96 for White) | C269 | W | 5m | 36.48 | – | 5 | 7.30 | – |
|  150mm Open V (Sq. metre price £64.60 for White) | C003 | W | 5m | 48.45 | – | 5 | 9.69 | – |
|  125mm Tee Gee™ (Sq. metre price £70.43 for White) | C055 | W | 5m | 44.02 | – | 5 | 8.80 | – |
|  125mm Feather Edge (Sq. metre price £70.43 for White) | C208 | W | 5m | 47.54 | – | 5 | 9.51 | – |




Cladding System - M-Boss™ Textured Surface

| Description | Code No. | Colours* | Length | Price/Length | | Pack Quantity | Price/Metre | | |
|--|----------|-----------|--------|--------------|--------------|---------------|-------------|--------------------|--|
| | | | | White £ | Colours £ | | White £ | Colours £ | |
|  150mm Shiplap M-Boss | C648 | W/H | 5m | 59.00 | 68.78 | 5 | 11.80 | 13.76 | |
|  300mm Shiplap M-Boss | C650 | W/H/S/V/P | 5m | 120.83 | 141.60 | 4 | 24.17 | 28.32 | |
|  270mm Feather Edge M-Boss | C655 | W/H/S/V/P | 5m | 120.83 | 141.60 | 4 | 24.17 | 28.32 | |
| | | | | | | | | Price/Pack | |
|  150mm Shiplap M-Boss Joint (plain) | C649 | W/H | - | - | - | 20 | 50.00 | 57.50 | |
|  300mm Shiplap M-Boss Joint | C661 | W/H/S/V/P | - | - | - | 10 | 61.20 | 61.20 | |
|  270mm Feather Edge Joint | C670 | W/H/S/V/P | - | - | - | 10 | 61.20 | 61.20 | |
| | | | | | | | | Price/Metre | |
|  2 Part Universal Trim (Male & Female) | C664 | W/H/S/V/P | 5m | 49.68 | 55.26 | 10 (5 pairs) | 9.94 | 11.05 | |
|  2 Part Corner Trim (Male & Female) | C666 | W/H/S/V/P | 5m | 63.21 | 77.18 | 10 (5 pairs) | 12.64 | 15.44 | |
|  2 Part Joint Trim (Male & Female) | C667 | W/H/S/V/P | 5m | 54.28 | 62.44 | 10 (5 pairs) | 10.86 | 12.49 | |
|  Universal Channel | C662 | W/H/S/V/P | 5m | 23.67 | 27.20 | 10 | 4.73 | 5.44 | |
|  Wall Starter Trim | C668 | W/H/S/V/P | 5m | 29.14 | 33.52 | 10 | 5.83 | 6.70 | |
|  Drip Trim | C665 | W/H/S | 5m | 27.16 | 31.25 | 10 | 5.43 | 6.25 | |
|  Universal Channel + Batten Cover | C663 | W | 5m | 27.16 | - | 10 | 5.43 | - | |

Cladding Trims

| Description | Code No. | Colours* | Length | Price/Length | | Pack Quantity | Price/Metre | |
|--|----------|----------|--------|--------------|------------|---------------|-------------------|------------|
| | | | | White £ | Cream £ | | White £ | Cream £ |
|  Universal Channel | C026 | W/H | 5m | 23.67 | 22.39 | 10 | 4.73 | 4.48 |
|  Cover Trim | C034 | W | 5m | 15.60 | – | 20 | 3.12 | – |
|  Plank Top Trim | C039 | W | 5m | 16.42 | – | 10 | 3.28 | – |
|  Universal Channel + Batten Cover | C040 | W | 5m | 30.80 | – | 10 | 6.16 | – |
|  2 Part Universal Trim (Male) | C290 | W/H | 5m | 21.31 | 24.89 | 10 | 4.26 | 4.98 |
| | C291 | W/H | 5m | 24.15 | 28.22 | 10 | 4.83 | 5.64 |
|  60 x 15mm Angle Trim | C068 | W | 5m | 22.23 | – | 10 | 4.45 | – |
| | C069 | W | 5m | 17.78 | – | 10 | 3.56 | – |
|  External Corner Trim | C030 | W | 5m | 46.46 | – | 5 | 9.29 | – |
|  2 Part Corner Trim (Male) | C292 | W/H | 5m | 25.72 | 30.25 | 5 | 5.14 | 6.05 |
| | C293 | W/H | 5m | 38.82 | 39.54 | 5 | 7.76 | 7.91 |
|  Universal Starter Trim | C027 | W | 5m | 27.16 | – | 10 | 5.43 | – |
|  Wall Starter Trim | C028 | W | 5m | 28.35 | – | 10 | 5.67 | – |
|  Drip Starter Trim | C029 | W | 5m | 29.77 | – | 10 | 5.95 | – |
|  Drip Trim | C035 | W | 5m | 27.16 | – | 10 | 5.43 | – |
|  2 Part Joint Trim (Male) | C051 | W/H | 5m | 20.00 | 23.03 | 5 | 4.00 | 4.61 |
| | C052 | W | 5m | 28.90 | – | 5 | 5.78 | – |
|  Centre Joint Trim | C033 | W | 5m | 40.49 | – | 5 | 8.10 | – |
|  30 x 15mm Angle Vent | C061 | W | 5m | 28.62 | – | 5 | 5.72 | – |
| | C065 | W | 5m | 29.33 | – | 5 | 5.87 | – |
| | | | | | | | Price/Pack | |
|  100mm Shiplap Joint | C042 | W | – | – | – | 10 | 16.49 | – |
|  150mm Shiplap Joint (Plain) | C043 | W/H | – | – | – | 10 | 17.70 | 17.70 |
|  300mm Shiplap Joint | C045 | W | – | – | – | 5 | 17.86 | – |
|  100mm Open V Joint Cover | C281 | W | – | – | – | 10 | 16.49 | – |
| | C044 | W | – | – | – | 10 | 14.97 | – |
|  125mm Tee Gee/Feather Edge Joint Cover | C057 | W | – | – | – | 10 | 17.03 | – |

Replacement New Build Fascia (25mm and 20mm Range) - Installed direct to rafters

| Description | Code No. | Colours* | Length | Price/Length | | Pack Quantity | Price/Metre | | |
|---|----------|----------|--------|--------------|-----------|---------------|-------------|-----------|--|
| | | | | White £ | Colours £ | | White £ | Colours £ | |
| Bullnose Jumbo™ (25mm thick) | | | | | | | | | |
|  405mm (double ended) | C277 | W | 5m | 228.17 | – | 1 | 45.63 | – | |
| 405mm (double ended) | C112 | W | 1.25m | 61.71 | – | 1 | 49.37 | – | |
| 355mm (double ended) | C188 | W | 5m | 188.29 | – | 1 | 37.66 | – | |
| 250mm | C158 | W | 5m | 155.63 | – | 1 | 31.13 | – | |
| 225mm | C276 | W | 5m | 137.40 | – | 1 | 27.48 | – | |
| 200mm | C275 | W | 5m | 115.27 | – | 2 | 23.05 | – | |
| 175mm | C274 | W | 5m | 100.39 | – | 2 | 20.08 | – | |
| 150mm | C157 | W | 5m | 93.17 | – | 2 | 18.63 | – | |
| Jumbo™ (20mm thick) | | | | | | | | | |
|  405mm (double ended) | C151 | W | 5m | 211.27 | – | 1 | 42.25 | – | |
| 405mm (double ended) | C113 | W | 1.25m | 55.37 | – | 1 | 44.30 | – | |
| 355mm (double ended) | C280 | W | 5m | 174.33 | – | 1 | 34.87 | – | |
| 250mm | C289 | W | 5m | 144.10 | – | 1 | 28.82 | – | |
| 225mm | C288 | W | 5m | 127.22 | – | 2 | 25.44 | – | |
| 200mm | C287 | W | 5m | 106.73 | – | 2 | 21.35 | – | |
| 175mm | C286 | W | 5m | 92.95 | – | 2 | 18.59 | – | |
| 150mm | C285 | W | 5m | 86.27 | – | 2 | 17.25 | – | |
| Ogee Jumbo™ (20mm thick) | | | | | | | | | |
|  405mm (double ended) | C146 | W | 5m | 211.27 | – | 1 | 42.25 | – | |
| 405mm (double ended) | C116 | W | 1.25m | 55.37 | – | 1 | 44.30 | – | |
| 355mm (double ended) | C145 | W | 5m | 174.33 | – | 1 | 34.87 | – | |
| 250mm | C144 | W | 5m | 144.10 | – | 1 | 28.82 | – | |
| 225mm | C143 | W | 5m | 127.22 | – | 2 | 25.44 | – | |
| 200mm | C142 | W | 5m | 106.73 | – | 2 | 21.35 | – | |
| 175mm | C141 | W | 5m | 92.95 | – | 2 | 18.59 | – | |
| 150mm | C140 | W | 5m | 86.27 | – | 2 | 17.25 | – | |





Note: For matching Corners and Joints, see Page 8



Useful Information

- All Jumbo™ boards have been tested by the British Board of Agrément and found suitable to support all eaves tiles in common usage in the UK (up to 10kg, load per 1 metre length of fascia) at all roof pitches, subject to the boards being fixed to rafter ends at a maximum of 600mm spacings.
- Gutter brackets can be fixed directly to Jumbo boards. Tests have been carried out in accordance with BS 4576: Part 1:1989, using various third party gutter brackets, and no failure occurred at the specified test weight.
- Swish roofline profiles have adequate resistance to wind loading up to five storeys, provided they are fixed at the recommended fixing centres. See the Swish Roofline Design Guide for fixing guidance.

Replacement New Build Fascia (16mm Range) - Installed direct to rafters

| Description | Code No. | Colours* | Length | Price/Length | | Pack Quantity | Price/Metre | |
|--|----------|----------|--------|--------------|-----------|---------------|-------------|-----------|
| | | | | White £ | Colours £ | | White £ | Colours £ |
| Square Fascia (16mm thick) | | | | | | | | |
|  455mm (double ended) | C366 | W | 5m | 229.51 | – | 1 | 45.90 | – |
| 405mm (double ended) | C351 | W/A/E/G | 5m | 202.39 | 333.92 | 1 | 40.48 | 66.78 |
| 405mm (double ended) | C111 | W | 1.25m | 52.85 | – | 1 | 42.28 | – |
| 355mm (double ended) | C350 | W/A/E/G | 5m | 174.34 | 287.61 | 1 | 34.87 | 57.52 |
| 300mm | C365 | W | 5m | 166.49 | – | 1 | 33.30 | – |
| 250mm | C349 | W/A/E/G | 5m | 137.87 | 227.47 | 2 | 27.57 | 45.49 |
| 225mm | C348 | W/A/E/G | 5m | 122.30 | 201.78 | 2 | 24.46 | 40.36 |
| 200mm | C347 | W/A/E/G | 5m | 102.30 | 168.84 | 2 | 20.46 | 33.77 |
| 175mm | C346 | W/A/E/G | 5m | 88.94 | 146.75 | 2 | 17.79 | 29.35 |
| 150mm | C345 | W/A/E/G | 5m | 82.30 | 135.77 | 2 | 16.46 | 27.15 |
| Ogee Fascia (16mm thick) | | | | | | | | |
|  405mm (double ended) | C167 | W | 5m | 202.39 | – | 1 | 40.48 | – |
| 405mm (double ended) | C117 | W | 1.25m | 52.85 | – | 1 | 42.28 | – |
| 355mm (double ended) | C166 | W | 5m | 174.34 | – | 1 | 34.87 | – |
| 250mm | C165 | W | 5m | 137.87 | – | 2 | 27.57 | – |
| 225mm | C164 | W | 5m | 122.30 | – | 2 | 24.46 | – |
| 200mm | C163 | W | 5m | 102.30 | – | 2 | 20.46 | – |
| 175mm | C162 | W | 5m | 88.94 | – | 2 | 17.79 | – |
| 150mm | C161 | W | 5m | 82.30 | – | 2 | 16.46 | – |
| Bullnose Fascia (16mm thick) | | | | | | | | |
|  455mm (double ended) | C448 | W | 5m | 229.51 | – | 1 | 45.90 | – |
| 405mm (double ended) | C426 | W | 5m | 202.39 | – | 1 | 40.48 | – |
| 405mm (double ended) | C119 | W | 1.25m | 52.85 | – | 1 | 42.28 | – |
| 355mm (double ended) | C425 | W | 5m | 174.34 | – | 1 | 34.87 | – |
| 250mm | C424 | W | 5m | 137.87 | – | 2 | 27.57 | – |
| 225mm | C423 | W | 5m | 122.30 | – | 2 | 24.46 | – |
| 200mm | C422 | W | 5m | 102.30 | – | 2 | 20.46 | – |
| 175mm | C421 | W | 5m | 88.94 | – | 2 | 17.79 | – |
| 150mm | C420 | W | 5m | 82.30 | – | 2 | 16.46 | – |
| Flat Fascia (16mm thick) | | | | | | | | |
|  405mm (double ended) | C354 | W | 5m | 202.39 | – | 1 | 40.48 | – |
| 250mm | C359 | W | 5m | 137.87 | – | 2 | 27.57 | – |
| 225mm | C358 | W | 5m | 122.30 | – | 2 | 24.46 | – |
| 200mm | C357 | W | 5m | 102.30 | – | 2 | 20.46 | – |
| 175mm | C356 | W | 5m | 88.94 | – | 2 | 17.79 | – |
| 150mm | C355 | W | 5m | 82.30 | – | 2 | 16.46 | – |

Note: For matching Corners and Joints, see Page 8



Useful Information

- All White 16mm fascia profiles can be fixed to rafter feet using 2 x 65mm Trimtop nails at each end and at maximum 600mm centres, we recommend 400mm centres for coloured profiles.
- PVC gutters may be screw-fixed directly to 16mm fascias. Gutter bracket spacings must not exceed 1m. Other lightweight gutters may also be screw-fixed to the boards, provided the maximum bracket loading is not exceeded.
- A range of 16mm Square Fascias is also available in Mahogany, Light Oak, Rosewood, Irish Oak, Black, Anthracite Grey, White and Cream woodgrain finishes, see Page 17 for further details.
- Further installation information can be found on the reverse of the Swish 10 Year Guarantee for Coloured Profiles. For your copy please contact the Marketing Team on 01827 317212 or e-mail marketing@swishbp.co.uk or view it here www.swishbp.co.uk/library/guarantees.

Refurbishment CappiReveal - Requires a timber backing board

| Description | Code No. | Colours* | Length | Price/Length | | Pack Quantity | Price/Metre | |
|---|----------|--------------|--------|------------------|--------------|---------------|-------------|--------------|
| | | | | White/Cream £ | Colours £ | | White £ | Colours £ |
| Cappit™ (9mm thick with 35mm leg) | | | | | | | | |
| 605mm | C108 | W | 5m | 266.87 | – | 1 | 53.37 | – |
| 405mm (double-ended) | C114 | W | 1.25m | 46.18 | – | 2 | 36.94 | – |
| 405mm (double-ended) | C150 | W/A/E/G | 5m | 188.61 | 240.56 | 1 | 37.72 | 48.11 |
| 400mm | C094 | W | 5m | 182.83 | – | 1 | 36.57 | – |
| 300mm | C104 | W/J | 5m | 135.19 | – | 2 | 27.04 | – |
| 250mm | C098 | W/J | 5m | 112.95 | – | 2 | 22.59 | – |
| 225mm | C120 | W/J/A/E/G/SD | 5m | 101.83 | 125.09 | 2 | 20.37 | 25.02 |
| 200mm | C217 | W/J/A/E/G/SD | 5m | 90.72 | 111.56 | 2 | 18.14 | 22.31 |
| 175mm | C095 | W/J/A/E/G/SD | 5m | 79.15 | 100.42 | 2 | 15.83 | 20.08 |
| 150mm | C107 | W/J | 5m | 70.70 | – | 2 | 14.14 | – |
| 100mm | C097 | W | 5m | 55.61 | – | 2 | 11.12 | – |
| Ogee Cappit™ (12mm thick - incl. ribs with 35mm leg) | | | | | | | | |
| 405mm (double-ended) | C084 | W/A | 5m | 191.70 | 240.56 | 1 | 38.34 | 48.11 |
| 250mm | C085 | W/A | 5m | 114.72 | 150.35 | 2 | 22.94 | 30.07 |
| 225mm | C086 | W/A | 5m | 103.63 | 125.09 | 2 | 20.73 | 25.02 |
| 200mm | C087 | W/A | 5m | 92.50 | 111.56 | 2 | 18.50 | 22.31 |
| 175mm | C088 | W/A | 5m | 80.93 | 100.42 | 2 | 16.19 | 20.08 |
| 150mm | C089 | W/A | 5m | 72.03 | 90.21 | 2 | 14.41 | 18.04 |

Note: For matching Corners and Joints, see Page 8

™CAPPIT is a Registered Trade Mark

*W = WHITE J = BRIGHT WHITE H = CREAM (RAL 9001) A = ANTHRACITE (Black) E = LIGHT GREY G = ANTHRACITE GREY SD = SAND

NOTE: All white CappiReveals are recommended for fascia and bargeboard. Dark coloured boards are not suitable - see reverse of Swish 10 year colour guarantee; www.swishbp.co.uk/library/guarantees



Dry Verge System - Verge Master

| Description | Code No. | Colours* | Length | Pack Quantity | Price |
|---------------------|-----------|----------|---------------------------|---------------|--------|
| | | | | | £ |
| NEW | | | | | |
| Verge Master | | | | | |
| Verge Unit Left | DVLH**50 | GR/BR/BL | 452mm x 164mm widest part | 50 | 224.00 |
| Verge Unit Right | DVRH**50 | GR/BR/BL | 452mm x 164mm widest part | 50 | 224.00 |
| Starter Unit Left | DVLHS**30 | GR/BR/BL | | 30 | 86.40 |
| Starter Unit Right | DVRHS**30 | GR/BR/BL | | 30 | 86.40 |
| Angled Ridge Cap | DVRCA**10 | GR/BR/BL | | 10 | 54.40 |
| Round Ridge Cap | DVRCR**10 | GR/BR/BL | | 10 | 54.40 |
| Batten End Clip | DVBEC50* | | | 50 | 64.00 |

Verge Master

The Verge Master system has been designed to offer a superior looking, solid, secure and professional dry fix verge solution. The robust, well engineered system delivers a dependable quality installation every time.









- BBA tested to BS 5534 & BS 8612 requirements
- Manufactured under BS EN ISO 9001 Quality Management System & BS EN ISO 14001 Environmental Management System
- 10 Year Performance Guarantee

* The batten end clip is stainless steel and not coloured




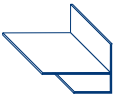
** Please enter colour code here when ordering

More information can be found at www.dryvergesystems.co.uk

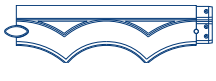

Roofline Corners and Joints

| Description | Code No. | Colours* | Length | Price/Length | | Pack Quantity | Price/Pack | |
|--|----------|--------------|--------|------------------|--------------|---------------|------------|--------------|
| | | | | White/Cream £ | Colours £ | | White £ | Colours £ |
| Joints (Double-ended) | | | | | | | | |
|  Jumbo | C153 | W | 500mm | – | – | 2 | 23.11 | – |
| Bullnose Jumbo | C360 | W | 500mm | – | – | 2 | 23.11 | – |
| Cappit | C302 | W | 500mm | – | – | 2 | 23.11 | – |
| Face Fixed Joints (Double-ended) | | | | | | | | |
|  Square | C326 | W/A/E/G | 500mm | – | – | 2 | 23.11 | 57.73 |
| Bullnose | C328 | W | 500mm | – | – | 2 | 23.11 | – |
| Ogee (Suitable for 9mm - 25mm boards) | C329 | W | 500mm | – | – | 2 | 23.11 | – |
| Flat (16mm board only) | C327 | W | 500mm | – | – | 2 | 23.11 | – |
| Face Fixed Joints | | | | | | | | |
|  Square | C235 | All finishes | 300mm | – | – | 10 | 51.17 | 116.52 |
| Ogee (Suitable for 9mm - 25mm boards) | C236 | W/A | 300mm | – | – | 10 | 51.17 | 116.52 |
| Bullnose (Suitable for 16mm boards only) | C299 | W | 300mm | – | – | 10 | 58.59 | – |
| External Corners (Double-ended) | | | | | | | | |
|  Jumbo | C154 | W | 500mm | – | – | 2 | 32.44 | – |
| Bullnose Jumbo | C361 | W | 500mm | – | – | 2 | 32.44 | – |
| Cappit | C294 | W | 500mm | – | – | 2 | 32.44 | – |
| Internal Corners (Double-ended) | | | | | | | | |
|  Square | C298 | W/A/E/G/SD | 500mm | – | – | 2 | 32.44 | 81.11 |
| Ogee | C300 | W/A | 500mm | – | – | 2 | 32.44 | 81.11 |
| Bullnose (Suitable for 9mm - 25mm boards) | C321 | W | 500mm | – | – | 2 | 32.44 | – |
| Face Fixed Corners (Double-ended) | | | | | | | | |
|  Square | C415 | W/A/E/G | 500mm | – | – | 2 | 26.68 | 66.68 |
| Bullnose | C418 | W | 500mm | – | – | 2 | 26.68 | – |
| Ogee (Suitable for 9mm - 25mm boards) | C417 | W | 500mm | – | – | 2 | 26.68 | 66.68 |
| 90° Face Fixed Corners | | | | | | | | |
|  Square | C232 | All finishes | 300mm | – | – | 10 | 68.94 | 150.95 |
| Ogee (Suitable for 9mm - 25mm boards) | C233 | W/A | 300mm | – | – | 10 | 68.94 | 150.95 |
| Bullnose (Suitable for 16mm boards only) | C301 | W | 300mm | – | – | 10 | 83.71 | – |
| 135° Square/Ogee Face Fixed Corners (Double-ended) | | | | | | | | |
|  External | C492 | W | 410mm | – | – | 5 | 134.52 | – |
| Internal | C493 | W | 410mm | – | – | 5 | 146.63 | – |



Roofline Trims

| Description | Code No. | Colours* | Length | Price/Length | | Pack Quantity | Price/Metre | |
|--|----------|-----------|--------|------------------|--------------|---------------|-------------|--------------|
| | | | | White/Cream £ | Colours £ | | White £ | Colours £ |
|  Felt Roof Edge Trim | C038 | W | 5m | 21.34 | – | 10 | 4.27 | – |
|  Soffit Joint Trim (extruded) | C041 | W/H/A/E/G | 5m | 34.55 | 51.34 | 10 | 6.91 | 10.27 |
| | C059 | W | 2.5m | 15.56 | – | 10 | 6.22 | – |
|  Vertical Link Channel | C054 | W | 5m | 30.26 | – | 10 | 6.05 | – |
|  Soffit to Wall Trim | C036 | W | 5m | 26.68 | – | 10 | 5.34 | – |

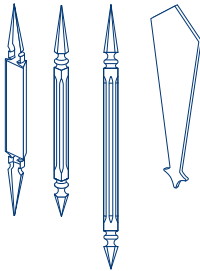


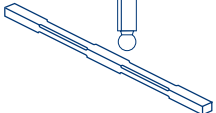
Roofstyle (Moulded Roofline System) - Patent Granted

| Description | Code No. | Colours* | Length | Price/Length White/Cream £ | Price/Length Colours £ | Pack Quantity | Price/Metre | |
|---|----------|----------|--------|----------------------------------|------------------------------|---------------|-------------|--------------|
| | | | | | | | White £ | Colours £ |
|  Concave Moulding | C445 | W | 450mm | – | – | 2 | 20.47 | – |
|  Convex Moulding | C446 | W | 450mm | – | – | 2 | 20.47 | – |

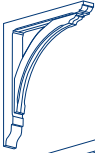

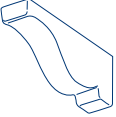

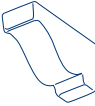

Decorative Roofline - Patent Granted

| Description | Code No. | Colours* | Length | Price/Length White/Cream £ | Price/Length Colours £ | Pack Quantity | Price/Metre | |
|---|----------|----------|--------|----------------------------------|------------------------------|---------------|-------------|--------------|
| | | | | | | | White £ | Colours £ |
|  Convex (16mm Thick) (max. depth 220mm) (min. depth 160mm) | C457 | W | 5m | 170.15 | – | 2 | 34.03 | – |
|  Concave (16mm Thick) (max. depth 220mm) (min. depth 160mm) | C458 | W | 5m | 170.15 | – | 2 | 34.03 | – |

Spires & Finials

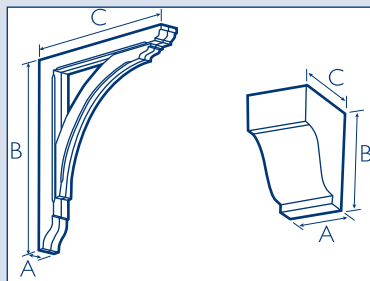
| Description | Code No. | Colours* | Length | Price/Length White/Cream £ | Price/Length Colours £ | Pack Quantity | Price/Metre | |
|--|----------|----------|--------|----------------------------------|------------------------------|---------------|-------------|--------------|
| | | | | | | | White £ | Colours £ |
|  Roof Spire (2D)* Roof Spire (3D) Roof Spire (2D)* *Scolloped back face | C475 | W | 910mm | – | – | 2 | 434.08 | – |
| | C466 | W | 910mm | – | – | 1 | 491.51 | – |
| | C476 | W | 1310mm | – | – | 2 | 472.39 | – |
|  Gable Finial | C459 | W | 340mm | – | – | 10 | 86.06 | – |
|  GRP Ball Finial GRP Ball Finial | C474 | W | 965mm | – | – | 1 | 446.73 | – |
| | C496 | W | 1500mm | – | – | 1 | 552.11 | – |
|  Bracing Bar Joining Bracket | C473 | W | 1500mm | – | – | 1 | 489.08 | – |
| | C497 | W | – | – | – | 1 | 41.96 | – |

Gallows and Dentils

| Description | Code No. | Colours* | Sizes | Price/Length | | Pack Quantity | Price/Pack | |
|--|----------|----------|------------------------------------|--------------|-----------|---------------|------------|-----------|
| | | | | White £ | Colours £ | | White £ | Colours £ |
|  Small Gallows Bracket | C471 | W | A - 70mm B - 630mm C - 580mm | – | – | 10 | 1948.94 | – |
|  Large Gallows Bracket | C472 | W | A - 50mm B - 745mm C - 770mm | – | – | 10 | 2227.35 | – |
|  Dentil 01 | C480 | W | A - 78mm B - 123mm C - 350mm | – | – | 35 | 2784.19 | – |
|  Dentil 02 | C481 | W | A - 77mm B - 120mm C - 105mm | – | – | 56 | 2700.66 | – |
|  Dentil 03 | C482 | W | A - 77mm B - 100mm C - 200mm | – | – | 28 | 1656.60 | – |
|  Dentil 04 | C483 | W | A - 77mm B - 250mm C - 200mm | – | – | 32 | 2704.66 | – |



Useful Information

Measurements Key:







- The orientation and spacing of Dentils is worth careful consideration in order to achieve the best effect. In addition, a continuous sub-fascia of cellular PVC fixed to the wall under the soffit will greatly enhance the effect.
- Swish Gallows Brackets are load bearing to an end loading capacity of 75kg per gallow and capable of offering structural support to door and window canopies. The surface pattern mimics the traditional appearance of timber with a high level of bevelling detail.

Soffit Boards

| Description | Code No. | Colours* | Length | Price/Length | | Pack Quantity | Price/Metre | | |
|---|----------|-----------|--------|------------------|--------------|---------------|-------------|--------------|--|
| | | | | White/Cream £ | Colours £ | | White £ | Colours £ | |
| Gee Pee™ (9mm thick) | | | | | | | | | |
|  605mm (F) | C252 | W/G | 5m | 266.87 | 349.70 | 1 | 53.37 | 69.94 | |
| 500mm (S) | C251 | W | 5m | 220.62 | – | 1 | 44.12 | – | |
| 450mm (S) | C249 | W | 5m | 198.38 | – | 1 | 39.68 | – | |
| 405mm (F) | C248 | W/J/A/E/G | 5m | 177.92 | 213.50 | 1 | 35.58 | 42.70 | |
| 330mm (F) | C247 | W/H | 5m | 145.44 | – | 2 | 29.09 | – | |
| 300mm (S) | C246 | W/J/A/E/G | 5m | 134.74 | 174.85 | 2 | 26.95 | 34.97 | |
| 250mm (S) | C253 | W/J | 5m | 112.53 | – | 2 | 22.51 | – | |
| 225mm (S) | C245 | W/J | 5m | 100.94 | – | 2 | 20.19 | – | |
| 200mm (S) | C244 | W/J/A/E/G | 5m | 88.94 | 96.81 | 2 | 17.79 | 19.36 | |
| 175mm (S) | C241 | W/J | 5m | 79.15 | – | 2 | 15.83 | – | |
| 150mm (S) | C240 | W/J/A/E/G | 5m | 65.38 | 72.01 | 2 | 13.08 | 14.40 | |
| 100mm (F) | C257 | W/H | 5m | 42.68 | – | 5 | 8.54 | – | |
| 100mm (S) | C239 | W | 5m | 41.77 | – | 5 | 8.35 | – | |
|  300mm (Fluted) (F) | C013 | W | 5m | 140.97 | – | 2 | 28.19 | – | |

S = One sawn edge, one finished edge
F = Two finished edge

Pre-Vented Soffit Boards

| | | | | | | | | | |
|--|------|---|----|--------|---|---|-------|---|--|
|  (A) 125mm Tee Gee Polo | C310 | W | 5m | 64.35 | – | 5 | 12.87 | – | |
|  (A) 150mm Open V Polo | C058 | W | 5m | 70.15 | – | 5 | 14.03 | – | |
| A) Polo™ Ventilated Soffit Boards (9mm thick) | | | | | | | | | |
|  605mm | C530 | W | 5m | 283.74 | – | 1 | 56.75 | – | |
| 450mm | C309 | W | 5m | 211.73 | – | 1 | 42.35 | – | |
| 405mm | C410 | W | 5m | 193.47 | – | 1 | 38.69 | – | |
| 330mm | C412 | W | 5m | 163.25 | – | 2 | 32.65 | – | |
| 300mm | C308 | W | 5m | 148.10 | – | 2 | 29.62 | – | |
| 250mm | C413 | W | 5m | 128.54 | – | 2 | 25.71 | – | |
| 225mm | C397 | W | 5m | 115.19 | – | 2 | 23.04 | – | |
| 200mm | C380 | W | 5m | 106.73 | – | 2 | 21.35 | – | |
| 175mm | C306 | W | 5m | 92.95 | – | 2 | 18.59 | – | |
| 150mm | C305 | W | 5m | 79.60 | – | 2 | 15.92 | – | |
| (B) Polo™ Ventilated Soffit Boards (9mm thick) | | | | | | | | | |
|  450mm | C315 | W | 5m | 216.18 | – | 1 | 43.24 | – | |
| 405mm | C392 | W | 5m | 189.92 | – | 1 | 37.98 | – | |
| 300mm | C314 | W | 5m | 152.54 | – | 2 | 30.51 | – | |
| 225mm | C398 | W | 5m | 119.65 | – | 2 | 23.93 | – | |
| 200mm | C387 | W | 5m | 111.21 | – | 2 | 22.24 | – | |
| 150mm | C311 | W | 5m | 84.04 | – | 2 | 16.81 | – | |

(A) Suitable for roof pitch >15°. Air gap equivalent to continuous 10mm
(B) Suitable for roof pitch <15°. Air gap equivalent to continuous 25mm








Useful Information

- For added protection, a factory fitted fine mesh is available on Polo boards subject to minimum order quantities. Contact our Sales Dept. for further information.
- A selected range of Gee Pee and Polo profiles is also available in Mahogany, Light Oak, Rosewood, Irish Oak, Black, Anthracite Grey, White and Cream foiled finishes. See Page 17 for details.
- Coloured profiles can suffer from excessive expansion due to heat absorption. Specifiers and installers must therefore satisfy themselves that sufficient provision has been made to avoid significant thermal movement. It is the specifiers and installers responsibility to determine the actual requirement of a particular installation to avoid excessive thermal movement.

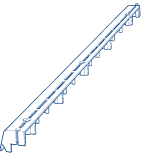
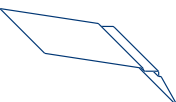





™Gee Pee, Tee Gee and Polo are Registered Trade Marks

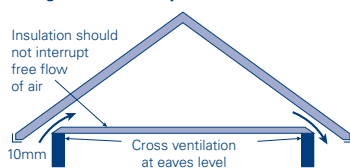
Roofline Ventilation

| Description | Code No. | Colours* | Length | Price/Length | | Pack Quantity | Price/Metre | | |
|---|----------|----------|--------|--------------|-----------|---------------|-------------|-----------|--|
| | | | | White £ | Colours £ | | White £ | Colours £ | |
|  (A) 30 x 15mm Angle Ventilator | C061 | W | 5m | 28.62 | – | 5 | 5.72 | – | |
|  (A) SoffiWall Ventilator | C062 | W | 5m | 34.23 | – | 5 | 6.85 | – | |
|  (A) 10mm Cappijumbo Vent. | C237 | W | 5m | 37.81 | – | 5 | 7.56 | – | |
|  (B) 60 x 15mm Angle Ventilator | C065 | W/A/B | 5m | 29.33 | 33.74 | 5 | 5.87 | 6.75 | |
|  (B) 25mm Fascia/Soffit Ventilator | C066 | W | 5m | 50.70 | – | 5 | 10.14 | – | |
|  (B) 25mm Cappijumbo Vent. | C238 | W/A | 5m | 51.57 | 56.20 | 5 | 10.31 | 11.24 | |
|  Circular Soffit Ventilator | C267 | W | | – | – | 50 | 54.27 | – | |
| Price/Pack | | | | | | | | | |

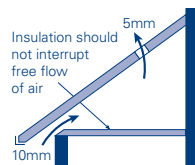
Over-Fascia Protection and Ventilation

| Description | Code No. | Colours* | Length | Price/Length | | Pack Quantity | Price/Pack | |
|--|----------|----------|------------|--------------|-----------|---------------|------------|-----------|
| | | | | White £ | Colours £ | | White £ | Colours £ |
|  (A) Over Fascia Ventilator (10mm) | C504 | Z | 1m | – | – | 25 | – | 191.24 |
| (B) Over Fascia Ventilator (25mm) | C505 | Z | 1m | – | – | 20 | – | 207.18 |
|  Jumbotec™ | C502 | Z | 2.5m | – | – | 5 | – | 108.98 |
|  (A) Vented Eaves Protector | C406 | Z | 1.0m | – | – | 40 | – | 594.71 |
|  (A) Bird Comb (Attaches to C406) | C405 | Z | 1.0m | – | – | 30 | – | 54.56 |
|  Fire Protection Fabric | C508 | Z | 1.27 x 50m | – | – | 1 | – | 2674.00 |
| (A) Suitable for roof pitch >15°. Air gap equivalent to continuous 10mm (B) Suitable for roof pitch <15°. Air gap equivalent to continuous 25mm | | | | | | | | |

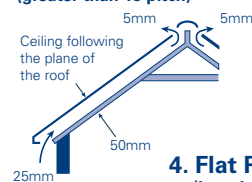
1. Duo-Pitched Roof (greater than 15 pitch but less than 70)



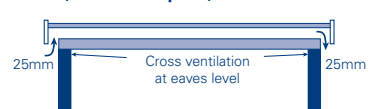
2. Mono-Pitched Roof (greater than 15 pitch but less than 70)









3. Duo-Pitched Roof (greater than 15 pitch)



4. Flat Roof (less than 15 pitch)





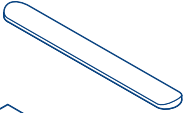
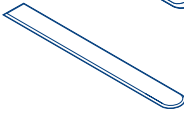





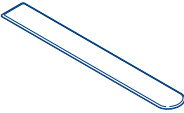

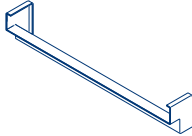
Window Boards

| Description | Code No. | Colours* | Length | Price/Length | | Pack Quantity | Price/Metre | | |
|---|----------|----------|--------|------------------|--------------|---------------|-------------|--------------|--|
| | | | | White/Cream £ | Colours £ | | White £ | Colours £ | |
| Bullnose Jumbo™ (25mm thick) | | | | | | | | | |
|  405mm (double ended) | C277 | W | 5m | 228.17 | – | 1 | 45.63 | – | |
| 355mm (double ended) | C188 | W | 5m | 188.29 | – | 1 | 37.66 | – | |
| 250mm | C158 | W | 5m | 155.63 | – | 1 | 31.13 | – | |
| 225mm | C276 | W | 5m | 137.40 | – | 1 | 27.48 | – | |
| 200mm | C275 | W | 5m | 115.27 | – | 2 | 23.05 | – | |
| 175mm | C274 | W | 5m | 100.39 | – | 2 | 20.08 | – | |
| 150mm | C157 | W | 5m | 93.17 | – | 2 | 18.63 | – | |
| Bullnose Window Board (9mm thick) | | | | | | | | | |
|  405mm | C266 | W | 5m | 145.44 | – | 1 | 29.09 | – | |
| 300mm | C265 | W | 5m | 108.98 | – | 2 | 21.80 | – | |
| 250mm | C264 | W | 5m | 91.17 | – | 2 | 18.23 | – | |
| 225mm | C263 | W | 5m | 81.82 | – | 2 | 16.36 | – | |
| 200mm | C262 | W | 5m | 72.94 | – | 2 | 14.59 | – | |
| 175mm | C261 | W | 5m | 64.04 | – | 2 | 12.81 | – | |
| 150mm | C260 | W | 5m | 54.67 | – | 2 | 10.93 | – | |
| Cappit™ - 35mm leg (9mm thick) | | | | | | | | | |
|  605mm | C108 | W | 5m | 266.87 | – | 1 | 53.37 | – | |
| 405mm (double-ended) | C150 | W | 5m | 188.61 | – | 1 | 37.72 | – | |
| 400mm | C094 | W | 5m | 182.83 | – | 1 | 36.57 | – | |
| 300mm | C104 | W/J | 5m | 135.19 | – | 2 | 27.04 | – | |
| 250mm | C098 | W/J | 5m | 112.95 | – | 2 | 22.59 | – | |
| 225mm | C120 | W/J | 5m | 101.83 | – | 2 | 20.37 | – | |
| 200mm | C217 | W/J | 5m | 90.72 | – | 2 | 18.14 | – | |
| 175mm | C095 | W/J | 5m | 79.15 | – | 2 | 15.83 | – | |
| 150mm | C107 | W/J | 5m | 70.70 | – | 2 | 14.14 | – | |
| 100mm | C097 | W | 5m | 55.61 | – | 2 | 11.12 | – | |
| Cappit™ - 42mm leg (7mm thick) | | | | | | | | | |
|  455mm (double-ended) | C197 | W | 5m | 211.89 | – | 2 | 42.38 | – | |
| 354mm | C195 | W | 5m | 161.81 | – | 2 | 32.36 | – | |
| 250mm | C194 | W | 5m | 112.95 | – | 4 | 22.59 | – | |
| 225mm | C193 | W | 5m | 101.83 | – | 4 | 20.37 | – | |
| 200mm | C192 | W | 5m | 90.72 | – | 4 | 18.14 | – | |
| 175mm | C191 | W | 5m | 79.15 | – | 4 | 15.83 | – | |
| 150mm | C190 | W | 5m | 70.70 | – | 4 | 14.14 | – | |
| Euro-Cappit™ - 60mm leg (9mm thick) | | | | | | | | | |
|  405mm | C436 | W | 5m | 199.24 | – | 1 | 39.85 | – | |
| 250mm | C434 | W | 5m | 123.21 | – | 2 | 24.64 | – | |
| 225mm | C433 | W | 5m | 111.21 | – | 2 | 22.24 | – | |
| 200mm | C432 | W | 5m | 98.72 | – | 2 | 19.74 | – | |
| 175mm | C435 | W | 5m | 86.73 | – | 2 | 17.35 | – | |
| 150mm | C430 | W | 5m | 76.95 | – | 2 | 15.39 | – | |
| Euro-Cappit™ - 75mm leg (9mm thick) | | | | | | | | | |
|  405mm | C443 | W | 5m | 213.51 | – | 1 | 42.70 | – | |
| 250mm | C441 | W | 5m | 131.66 | – | 2 | 26.33 | – | |
| 225mm | C440 | W | 5m | 118.31 | – | 2 | 23.66 | – | |
| 200mm | C439 | W | 5m | 105.85 | – | 2 | 21.17 | – | |
| 175mm | C442 | W | 5m | 92.50 | – | 2 | 18.50 | – | |
| 150mm | C437 | W | 5m | 82.30 | – | 2 | 16.46 | – | |
| 100mm | C438 | W | 5m | 62.25 | – | 2 | 12.45 | – | |

Useful Information

- Fixing of window boards to dry, sound timber or masonry substrates is effected with Swish General Purpose Adhesive (C079). If there is a risk of damp, after fixing use Swish Low Modulus Silicone (C077). DO NOT fix to surfaces which are damp.
- Rotten or extensively damaged timber should be removed prior to over-capping.
- Bullnose Window board and Cappit™ profiles are also available in foiled finishes, Mahogany, Light Oak, Irish Oak and Rosewood (see Page 19 for further details).
- Reveal corners can be neatly finished with the Cappit™ Reveal Corner, thus avoiding mitring (C271 featured on Page 14).















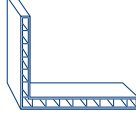


Window Board Accessories

| Description | Code No. | Colours* | Length | Price/Length | | Pack Quantity | Price/Metre | | |
|--|----------|----------|--------|--------------|--------------|---------------|-------------------|--------------|--|
| | | | | White £ | Colours £ | | White £ | Colours £ | |
|  Window Board Channel (9mm) | C037 | W | 5m | 13.30 | – | 20 | 2.66 | – | |
| | | | | | | | Price/Pack | | |
|  Bullnose Jumbo End Cap - curved | C272 | W | 100mm | – | – | 5 | 15.14 | – | |
|  Long Bullnose Jumbo End Cap - curved | C273 | W | 300mm | – | – | 5 | 30.26 | – | |
|  Long Bullnose Jumbo End Cap - flat | C209 | W | 300mm | – | – | 20 | 40.01 | – | |
|  Cappijumbo End Cap (35mm Leg) | C212 | W | 50mm | – | – | 20 | 29.67 | – | |
|  Long Cappijumbo End Cap (35mm Leg) | C278 | W/J | 300mm | – | – | 10 | 25.18 | – | |
|  Cappit End Cap (42mm Leg) | C138 | W | 100mm | – | – | 10 | 30.30 | – | |
|  Long Cappit End Cap (42mm Leg) | C199 | W | 300mm | – | – | 10 | 21.92 | – | |
|  Bullnose Window Board End Cap (for 9mm Bullnose Window Board) | C050 | W | 135mm | – | – | 5 | 11.80 | – | |
|  Long B/N Window Board End Cap (for 9mm Bullnose Window Board) | C048 | W | 300mm | – | – | 10 | 25.18 | – | |
|  EuroCappit End Cap (60mm Leg) | C139 | W | 100mm | – | – | 10 | 31.63 | – | |
|  Cappit Reveal Corner (D/E) | C271 | W | 500mm | – | – | 2 | 31.13 | – | |

Useful Information

- Exposed ends of Window Boards are finished with matching End Caps, cut to required overhang size and secured with Swish General Purpose Adhesive (C079)







Window Trims

| Description | Code No. | Colours* | Length | Price/Length | | Pack Quantity | Price/Metre | |
|--|----------|----------|--------|------------------|--------------|---------------|-------------|--------------|
| | | | | White/Cream £ | Colours £ | | White £ | Colours £ |
|  12mm Quadrant | C021 | W/J | 5m | 6.20 | – | 20 | 1.24 | – |
|  17.5mm Quadrant | C216 | W/J | 5m | 8.22 | – | 20 | 1.64 | – |
|  20mm Edge Trim | C016 | W/J | 5m | 6.90 | – | 25 | 1.38 | – |
|  28mm Edge Trim | C014 | W | 5m | 9.70 | – | 25 | 1.94 | – |
|  Scotia Mould | C017 | W | 5m | 8.43 | – | 20 | 1.69 | – |
|  20 x 15mm Bead | C011 | W | 5m | 15.40 | – | 20 | 3.08 | – |
| Rectangles  15 x 12.5mm Rectangle | C019 | W/J | 5m | 9.33 | – | 25 | 1.87 | – |
|  25 x 20mm Rectangle | C012 | W/J | 5m | 25.67 | – | 10 | 5.13 | – |
|  26 x 6mm Batten | C015 | W/J | 5m | 7.48 | – | 25 | 1.50 | – |
| Dee Moulds  75mm | C243 | W | 5m | 21.77 | – | 10 | 4.35 | – |
|  50mm | C242 | W | 5m | 17.10 | – | 10 | 3.42 | – |
| 25mm | C205 | W/J | 5m | 7.29 | – | 25 | 1.46 | – |
|  28mm (Flat Back) | C206 | W | 5m | 7.60 | – | 25 | 1.52 | – |
| External Angles  50 x 50mm | C056 | W | 5m | 27.11 | – | 10 | 5.42 | – |
|  25 x 25mm | C018 | W | 5m | 8.67 | – | 20 | 1.73 | – |
|  80 x 100 Hollow Angle | C020 | W | 5m | 49.95 | – | 5 | 9.99 | – |
| Flexi-Angles (2mm)  45mm | ST45 | W | 5m | 12.75 | – | 10 | 2.55 | – |
|  75mm | ST75 | W | 5m | 18.24 | – | 10 | 3.65 | – |

Useful Information

- See Page 20 for details of our extended range of foiled window trims.








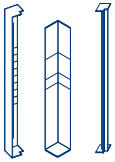



Skirtings and Architraves

| Description | Code No. | Colours* | Length | Price/Length | | Pack Quantity | Price/Metre | |
|---|----------|----------|--------|------------------|--------------|---------------|-------------|--------------|
| | | | | White/Cream £ | Colours £ | | White £ | Colours £ |
|  6mm Thick 95mm Skirting 70mm Skirting 45mm Architrave | C259 | W/J | 5m | 26.68 | – | 5 | 5.34 | – |
| | C258 | W/J | 5m | 16.67 | – | 10 | 3.33 | – |
| | C254 | W/J | 5m | 14.22 | – | 10 | 2.84 | – |
|  6mm Thick - Castellated 95mm Skirting 70mm Skirting 45mm Architrave | C522 | W/J | 5m | 26.68 | – | 5 | 5.34 | – |
| | C521 | W/J | 5m | 16.67 | – | 10 | 3.33 | – |
| | C520 | W/J | 5m | 14.22 | – | 10 | 2.84 | – |
|  7.5mm Thick 125mm Cloaking 100mm Cloaking 75mm Cloaking/Skirting 50mm Cloaking/Architrave 35mm Cloaking | C226 | W | 5m | 40.22 | – | 5 | 8.04 | – |
| | C024 | W/H | 5m | 31.79 | – | 5 | 6.36 | – |
| | C023 | W/H | 5m | 21.31 | – | 10 | 4.26 | – |
| | C022 | W/H | 5m | 16.67 | – | 10 | 3.33 | – |
| | C270 | W | 5m | 12.90 | – | 10 | 2.58 | – |
| | | | | | | | | |
|  12mm Thick 70mm Skirting 45mm Architrave | C223 | W/H | 5m | 29.76 | – | 10 | 5.95 | – |
| | C222 | W/H | 5m | 18.00 | – | 10 | 3.60 | – |
|  12mm Thick 95mm Ogee Skirting | C225 | W | 5m | 41.37 | – | 5 | 8.27 | – |
|  Decorative Profiles 120mm x 13mm Trim 70mm x 15mm Trim | SP120 | W | 5m | 80.03 | – | 7 | 16.01 | – |
| | SD70 | W | 5m | 45.86 | – | 10 | 9.17 | – |

Useful Information

- See Page 20 for details of our extended range of Mahogany, Light Oak, Rosewood, Irish Oak, White, Cream, Anthracite Grey, Chartwell Green, Black, Anthracite Grey Smooth, Sage, Claystone and Pebble Grey foiled Skirtings and Architraves.
- 12mm Ogee profile (C225) is particularly useful as a decorative addition to bargeboards. Fitted above the Roofstyle System, it adds depth and decorative detail.



Roofline (Foiled Profiles)

| Description | Code No. | Length | Pack Qty. | Price/Length | | | | | | | |
|---|----------|--------|-----------|--------------|----------|----------|----------|----------|----------|----------|----------|
| | | | | (M) £ | (C) £ | (R) £ | (Q) £ | (Z) £ | (X) £ | (K) £ | (D) £ |
| Square Fascia (16mm) | | | | | | | | | | | |
|  405mm (D/E) | C351 | 5m | 1 | 349.71 | 371.09 | 402.17 | 423.15 | 402.17 | 446.40 | 446.40 | 446.40 |
| 250mm | C349 | 5m | 2 | 223.42 | 233.13 | 242.86 | 256.93 | 242.86 | 269.60 | - | - |
| 225mm | C348 | 5m | 2 | 203.98 | 213.70 | 223.42 | 234.58 | 223.42 | 248.00 | 248.00 | 248.00 |
| 200mm | C347 | 5m | 2 | 184.59 | 190.40 | 200.12 | 212.28 | 200.12 | 222.10 | - | 222.10 |
| 175mm | C346 | 5m | 2 | 174.85 | 178.74 | 190.40 | 201.07 | 190.40 | 211.35 | 211.35 | 211.35 |
| 150mm | C345 | 5m | 2 | 165.16 | 174.85 | 182.64 | 189.93 | 182.64 | 202.75 | 202.75 | 202.75 |
| Tudor Board (20mm) | | | | | | | | | | | |
|  150mm | C540 | 5m | 2 | 178.91 | 187.81 | 205.73 | - | 205.73 | - | - | - |
| Vented Soffit (9mm) | | | | | | | | | | | |
|  405mm | C410 | 5m | 1 | 340.00 | 360.39 | 379.80 | - | 379.80 | - | - | - |
| 300mm | C308 | 5m | 2 | 281.74 | 294.32 | 306.96 | - | 306.96 | 340.73 | - | - |
| 225mm | C397 | 5m | 2 | 213.70 | 224.40 | 235.09 | - | 235.09 | - | - | - |
| 175mm | C306 | 5m | 2 | 183.58 | 188.46 | 200.12 | - | 200.12 | - | - | - |
| 150mm | C305 | 5m | 2 | - | 183.58 | 189.48 | - | 189.48 | - | - | - |
| Flat Boards (9mm) | | | | | | | | | | | |
|  405mm | C248 | 5m | 1 | 213.70 | 224.40 | 245.75 | 256.44 | 245.75 | 272.80 | - | 272.80 |
| 300mm | C246 | 5m | 2 | 174.85 | 183.58 | 194.28 | 209.82 | 194.28 | 215.65 | - | 215.65 |
| 250mm | C253 | 5m | 2 | - | - | - | - | 161.90 | 179.78 | - | - |
| 225mm | C245 | 5m | 2 | 110.30 | 113.64 | 120.45 | 126.84 | 120.45 | 133.75 | 133.75 | - |
| 200mm | C244 | 5m | 2 | 91.13 | 94.72 | 100.03 | 104.81 | 100.03 | 123.20 | - | 123.20 |
| 175mm | C241 | 5m | 2 | 83.18 | 87.44 | 91.32 | 95.65 | 91.32 | 101.40 | 101.40 | - |
| 150mm | C240 | 5m | 2 | 72.01 | 74.21 | 77.72 | 82.84 | 77.72 | 86.30 | 86.30 | 86.30 |
| 100mm | C239 | 5m | 5 | 53.35 | 54.33 | 54.33 | - | 54.33 | - | - | - |
| RoofTrims | | | | | | | | | | | |
|  Soffit Joint Trim | C041 | 5m | 2 | 55.57 | 58.97 | 64.02 | 66.73 | 64.02 | 71.10 | 71.10 | 71.10 |
| Price/Pack | | | | | | | | | | | |
|  Face-Fix Joint (D/E) | C326 | 500mm | 2 | 79.37 | 79.37 | 79.37 | - | 91.32 | 101.40 | 101.40 | 101.40 |
|  Square Joint | C235 | 300mm | 10 | 135.61 | 135.61 | 155.91 | 162.75 | 155.91 | 173.10 | - | - |
|  90° Square Corner (D/E) | C415 | 500mm | 2 | 84.15 | 84.15 | 84.15 | - | 96.74 | 107.40 | 107.40 | 107.40 |
|  90° Square Corner | C232 | 300mm | 10 | 144.58 | 144.58 | 166.29 | 173.60 | 166.29 | 184.60 | - | - |
|  Square Internal Corner | C298 | 500mm | 2 | 84.15 | 84.15 | 84.15 | - | 96.74 | - | - | - |
|  Gable Finial | C459 | 340mm | 5 | 93.03 | 93.03 | 93.03 | - | 93.03 | - | - | - |

Useful Information










- See Page 21 for details of our range of matching Trimtop Nails
- For samples of the complete range of Swish foil finishes please contact the Swish Marketing Team on 01827 317212 or e-mail them on marketing@swishbp.co.uk

Claddings (Foiled Profiles)

| Description | Code No. | Length | Pack Qty. | (M) £ | (C) £ | (A/B) £ | Price/Length | | |
|--|----------|--------|-----------|----------|----------|------------|--------------|----------|----------|
| | | | | | | | (R) £ | (Z) £ | (X) £ |
|  150mm Shiplap Cladding | C002 | 5m | 5 | 116.58 | 128.29 | – | 128.29 | 134.25 | 149.60 |
|  100mm Open V Cladding | C269 | 5m | 5 | 97.15 | 106.86 | – | 106.86 | 111.87 | – |

IMPORTANT - All foiled cladding installations **MUST** be ventilated to stop the build-up of heat behind the profiles. Please see the **Useful Information** section at the bottom of this page.

Cladding Trims (Foiled Profiles)

| | | | | | | | | | |
|--|--------------|----|-------------------|-------|-------|-------|-------|--------|--------|
|  Universal Channel | C026 | 5m | 5 | 44.70 | 47.60 | – | 47.60 | 51.43 | 57.20 |
|  Universal Starter Trim | C027 | 5m | 10 | – | – | 31.36 | – | – | – |
|  2-Part Joint (Male) 2-Part Joint White (Female) | C051 C052 | 5m | 5 (see Page 4) | 58.28 | 62.17 | – | 62.17 | 67.03 | 74.60 |
|  2-Part Corner (Female) 2-Part Corner (Male) White | C293 C292 | 5m | 5 (see Page 4) | 77.72 | 81.59 | – | 81.59 | 89.39 | 99.50 |
|  2-Part Trim (Male) 2-Part Trim (Female) White | C290 C291 | 5m | 5 (see Page 3) | 43.13 | 45.31 | – | 45.31 | 44.73 | 55.28 |
|  60 x 15mm Angle Vent | C065 | 5m | 5 | – | – | 33.74 | – | – | – |
|  25mm Ventilator (Black ONLY) | C238 | 5m | 5 | – | – | 56.20 | – | – | – |
|  150mm Shiplap Joint Cover | C043 | | 10 | 87.39 | 91.78 | – | 91.78 | 100.54 | 111.80 |
|  100mm Open V Joint Cover | C281 | | 10 | 98.43 | 98.43 | – | 98.43 | 107.73 | – |

Price/Pack

Useful Information

- Foiled PVC-ue installations can suffer from excessive expansion and contraction due to heat absorption. Specifiers and installers must therefore satisfy themselves that sufficient provision has been made to avoid significant thermal movement. It is the specifiers and installers responsibility to determine the actual requirement of a particular installation to avoid excessive thermal movement.
- **Allow a minimum of 50mm vented airspace to the rear of the cladding installation.** At the bottom edge of the cladding, omit the horizontal batten to allow a free air path between vertical battens. Continuity of the ventilation path can be achieved by venting into the eaves or leaving a 10mm air gap between the cladding and soffit. Angle ventilators C061 and C065 (or similar) can be installed to stop insect ingress. At all joints, end abutments, corners and top edge terminations, allow a 5mm expansion gap at each board end.

Window Boards (Foiled Profiles)

| Description | Code No. | Pack Lgth Qty. | (M) £ | (C) £ | (R) £ | Price/Length | | | | | (D) £ |
|--|----------|----------------|--------|--------|--------|--------------|--------|--------|--------|--------|--------|
| | | | | | | (Q) £ | (Z) £ | (X) £ | (K) £ | (D) £ | |
| Cappit (9mm thick) | | | | | | | | | | | |
| 405mm (D/E) | C150 | 5m 1 | 254.52 | 268.10 | 268.10 | 316.60 | 283.64 | 316.60 | 316.60 | 316.60 | 316.60 |
| 300mm | C104 | 5m 2 | 174.85 | 183.30 | 183.30 | - | 194.18 | 213.32 | - | - | - |
| 250mm | C098 | 5m 2 | 145.72 | 152.72 | 152.72 | - | 161.83 | 178.98 | - | - | - |
| 225mm | C120 | 5m 2 | 121.41 | 125.32 | 125.32 | 139.64 | 132.79 | 148.00 | 148.00 | 148.00 | 148.00 |
| 200mm | C217 | 5m 2 | 108.98 | 114.45 | 114.45 | - | 118.80 | 134.53 | - | - | - |
| 175mm | C095 | 5m 2 | 97.39 | 100.35 | 100.35 | 111.99 | 104.82 | 117.60 | 117.60 | 117.60 | 117.60 |
| 150mm | C107 | 5m 2 | 91.32 | 93.24 | 93.24 | - | 98.78 | 111.86 | - | - | - |
| Bullnose Window Board (9mm thick) | | | | | | | | | | | |
| 225mm | C263 | 5m 2 | 121.41 | 125.32 | 125.32 | 139.64 | - | - | - | - | - |
| 175mm | C261 | 5m 2 | 97.39 | 100.35 | 100.35 | - | - | - | - | - | - |

9mm Cappit in foiled and colour finishes is not suitable for use as a fascia board or bargeboard
















Window Board End Caps (Foiled)

| Description | Code No. | Pack Lgth Qty. | (M) £ | (C) £ | (R) £ | Price/Pack | | | | | (D) £ |
|---|----------|----------------|-------|-------|-------|------------|-------|-------|-------|-------|-------|
| | | | | | | (Q) £ | (Z) £ | (X) £ | (K) £ | (D) £ | |
| Long Cappit Board (Foiled) | C279 | 300mm 10 | 79.70 | 79.70 | 79.70 | 95.68 | 79.70 | - | - | - | - |
| Cappit Board (self coloured) | C212 | 50mm 20 | 28.27 | 28.27 | - | - | - | - | - | - | - |
| Bullnose Window Board (self coloured) (for 9mm Bullnose Window Board) | C050 | 135mm 5 | 14.74 | 14.74 | - | - | - | - | - | - | - |
| Long B/N Window Board (Foiled) (for 9mm Bullnose Window Board) | C047 | 300mm 10 | 93.46 | 93.46 | 93.46 | 101.03 | - | - | - | - | - |

Useful Information

- Fix with Swish Low Modulus Silicone or Swish General Purpose adhesive to dry substrates only. Where there is a risk of heat build-up, introduce an expansion gap and fill with silicone if necessary.
- Foiled surfaces should be cleaned regularly with a damp, soft cloth. If necessary, a mild detergent or soap in luke warm water can be used. Polishes should be avoided, as should any abrasive or organic solvent cleaners.
- Further installation information can be found on the reverse of the Swish 10 Year Guarantee for Foiled Profiles. For your copy please contact the Marketing Team on 01827 317212, e-mail marketing@swishbp.co.uk. www.swishbp.co.uk/library/guarantees




Window Trims (Foiled Profiles)

| Description | Code No. | Lgth | Pack Qty. | Price per Length | | | | | | | | | | | | |
|---|----------|------|-----------|------------------|--------|--------|-------|-------|-------|--------|-------|-------|--------|-------|-------|-------|
| | | | | (M) £ | (C) £ | (R) £ | (Q) £ | (K) £ | (D) £ | (Z) £ | (X) £ | (L) £ | (SX) £ | (U) £ | | |
|  5.5mm Thick 95mm Skirting 65mm Skirting 45mm Architrave | C735 | 5m | 4 | – | – | – | – | – | – | – | – | – | – | – | – | 52.51 |
| | C725 | 5m | 4 | – | – | – | – | – | – | – | – | – | – | – | – | 39.06 |
| | C715 | 5m | 4 | – | – | – | – | – | – | – | – | – | – | – | – | 29.30 |
|  6mm Thick 95mm Skirting 70mm Skirting 45mm Architrave | C259 | 5m | 5 | 40.92 | 40.92 | 42.97 | 47.05 | 52.51 | 52.51 | 47.05 | 52.51 | 52.51 | 52.51 | 52.51 | – | – |
| | C258 | 5m | 10 | 30.26 | 30.26 | 31.87 | 34.81 | 39.06 | 39.06 | 34.81 | 39.06 | 39.06 | 39.06 | 39.06 | – | – |
| | C254 | 5m | 10 | 23.11 | 23.11 | 24.29 | 26.56 | 29.30 | 29.30 | 26.56 | 29.30 | 29.30 | 29.30 | 29.30 | – | – |
|  7.5mm Thick 100mm 75mm 50mm | C024 | 5m | 5 | 42.25 | – | – | – | – | – | – | – | – | – | – | – | – |
| | C023 | 5m | 10 | 32.03 | – | – | – | – | – | – | – | – | – | – | – | – |
| | C022 | 5m | 10 | 25.33 | – | – | – | – | – | – | – | – | – | – | – | – |
|  20mm Edge Trim | C016 | 5m | 25 | 16.42 | 16.42 | 17.28 | 18.88 | 23.76 | – | 18.88 | 23.76 | 23.76 | 23.76 | – | – | |
|  28mm Edge Trim | C014 | 5m | 10 | – | 23.00 | 24.15 | – | – | – | – | – | – | – | – | 33.21 | |
|  15 x 12.5mm Rectangle 25 x 20mm Rectangle | C019 | 5m | 25 | 18.66 | – | – | – | – | – | – | – | – | – | 26.20 | – | |
| | C012 | 5m | 10 | 49.76 | 49.76 | 52.24 | 57.29 | 63.58 | – | 57.29 | 63.58 | – | – | – | – | |
|  20 x 15mm Bead | C011 | 5m | 20 | – | 31.10 | 32.65 | – | – | – | – | – | – | – | – | – | |
|  12mm Quadrant | C021 | 5m | 20 | 16.42 | 16.42 | 17.21 | – | 22.13 | – | 18.88 | – | – | – | – | – | |
|  17.5mm Quadrant | C216 | 5m | 20 | 17.78 | 17.78 | 18.65 | 20.43 | 23.76 | 23.76 | 20.43 | 23.76 | 23.76 | 23.76 | – | – | |
|  18mm Quadrant | C755 | 5m | 20 | – | – | – | – | – | – | – | – | – | – | – | 23.76 | |
|  26mm Batten | C015 | 5m | 25 | – | 20.77 | 21.84 | – | – | – | – | – | – | – | – | – | |
|  25mm x 6mm Dee Mould | C205 | 5m | 25 | 17.78 | 17.78 | 18.65 | 20.43 | 23.76 | 23.76 | 20.43 | 23.76 | 23.76 | 23.76 | – | – | |
|  28mm x 6mm Dee Mould (flat back) | C745 | 5m | 10 | – | – | – | – | – | – | – | – | – | – | – | 23.76 | |
|  25 x 25mm Angle 50 x 50mm Angle | C018 | 5m | 20 | 35.58 | 35.58 | 37.31 | – | – | – | 42.90 | – | – | – | – | – | |
| | C056 | 5m | 10 | 60.32 | 60.32 | 63.16 | – | – | – | 69.37 | – | – | – | – | – | |
|  100 x 80mm Hollow Angle | C020 | 5m | 5 | – | 108.58 | 113.60 | – | – | – | 121.41 | – | – | – | – | – | |

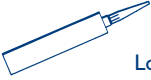
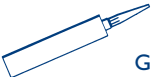
*M = MAHOGANY C = LIGHT OAK R = ROSEWOOD Q = IRISH OAK K = WHITE FOIL D = CREAM Z = BLACK X = ANTHRACITE GREY (foiled) L = CHARTWELL GREEN
 SX = ANTHRACITE GREY SMOOTH FOIL U = SAGE O = CLAYSTONE I = PEBBLE GREY

Fixing Pins, Nails and Screws (Stainless Steel)

(O) (I)
£ £

| Description | Code No. | Colours* | Grade of Stainless Steel | Box Qty. | Price per Box | |
|--|----------|--------------|--------------------------|----------|---------------|-----------|
| | | | | | White £ | Colours £ |
| Trimtop Nails | | | | | | |
|  30mm | C080 | W | Marine (A4) | 250 | 31.90 | — |
| 40mm | C081 | All finishes | Marine (A4) | 250 | 35.47 | 40.95 |
| 50mm | C082 | W/Z | Marine (A4) | 100 | 26.77 | 30.90 |
| 65mm | C083 | All finishes | Marine (A4) | 100 | 29.54 | 34.65 |
| Fixing Pins | | | | | | |
|  25mm | C203 | | Marine (A4) | 250 | 10.93 | — |
| 30mm | C204 | | Marine (A4) | 250 | 11.43 | — |
| 50mm | C228 | | Marine (A4) | 100 | 17.91 | — |
| A4 Capped Screws | | | | | | |
|  30mm | C074 | W | Marine (A4) | 100 | 23.24 | — |
| 40mm | C071 | W | Marine (A4) | 100 | 25.19 | — |
| 50mm | C072 | W | Marine (A4) | 100 | 27.14 | — |
| 65mm | C073 | W | Marine (A4) | 100 | 34.81 | — |

Sealants and Adhesives

| Description | Code No. | Colours* | Size ml | Box Qty. | Price per Box | |
|--|----------|----------|----------------|----------|------------------|-----------|
| | | | | | White £ | Colours £ |
|  Low Modulus Silicone | C077 | W N* | 300ml 300ml | 25 25 | 415.78 415.78 | — — |
|  General Purpose Adhesive | C079 | W | 300ml | 12 | 142.75 | — |

Useful Information

- Beware of low quality Fixings, Silicones and Adhesives.
- Swish profiles should be fitted with SWISH fixings, sealants and/or adhesives at all times. Use of alternative fixings, silicones and adhesives could lead to installation failure.

Index

| Code | Description | Page No. | Code | Description | Page No. |
|-------------|-----------------------------------|------------|--------------|-----------------------------------|------------|
| C001 | 100mm SHIPLAP CLADDING | 3 | C095 | 175mm CAPPIT | 7, 13 + 19 |
| C002 | 150mm SHIPLAP CLADDING | 3 + 18 | C097 | 100mm CAPPIT | 7 + 13 |
| C003 | 150mm OPEN V CLADDING | 3 | C098 | 250mm CAPPIT | 7, 13 + 19 |
| C005 | 300mm SHIPLAP CLADDING | 3 | C104 | 300mm CAPPIT | 7, 13 + 19 |
| C011 | 20 x 15mm BEAD | 15 + 20 | C107 | 150mm CAPPIT | 7, 13 + 19 |
| C012 | 25 x 20mm RECTANGLE | 15 + 20 | C108 | 605mm CAPPIT | 7 + 13 |
| C013 | 300mm GEE PEE (fluted) | 11 | C111 | 405mm SQUARE FASCIA (16mm) 1.25m | 6 |
| C014 | 28mm EDGE TRIM | 15 + 20 | C112 | 405mm BULLNOSE JUMBO (1.25m) | 5 |
| C015 | 25 x 7mm BATTEN | 15 + 20 | C113 | 405mm JUMBO BOX-END (D/E) | 5 |
| C016 | 20mm EDGE MOULD | 15 + 20 | C114 | 405mm CAPPIT BOX-END (D/E) | 7 |
| C017 | 22mm SCOTIA MOULD | 15 | C116 | 405mm OGEE JUMBO BOX-END (D/E) | 5 |
| C018 | 25mm EXTERNAL ANGLE | 15 + 20 | C117 | 405mm x 16mm OGEE BOX-END (D/E) | 6 |
| C019 | 15 x 12.5mm RECTANGLE | 15 + 20 | C119 | 405mm x 16mm BULLNOSE BOX-END | 6 |
| C020 | 80 x 100mm HOLLOW ANGLE | 15 + 20 | C120 | 225mm CAPPIT | 7, 13 + 19 |
| C021 | 12mm QUADRANT | 15 + 20 | C138 | CAPPIT END CAP (42mm Leg) | 14 |
| C022 | 50mm CLOAKING PROFILE | 16 + 20 | C139 | EURO-CAPPIT END CAP | 14 |
| C023 | 75mm CLOAKING PROFILE | 16 + 20 | C140 - C146 | OGEE JUMBO | 5 |
| C024 | 100mm CLOAKING PROFILE | 16 + 20 | C150 | 405mm CAPPIT (D/E) | 7, 13 + 19 |
| C026 | UNIVERSAL CHANNEL | 4 + 18 | C151 | 405mm JUMBO (D/E) | 5 |
| C027 | UNIVERSAL STARTER TRIM | 4 + 18 | C153 | JUMBO JOINT | 8 |
| C028 | WALL STARTER TRIM | 4 | C154 | JUMBO CORNER | 8 |
| C029 | DRIP STARTER TRIM | 4 | C157 | 150mm BULLNOSE JUMBO | 5 + 13 |
| C030 | EXTERNAL CORNER TRIM | 4 | C158 | 250mm BULLNOSE JUMBO | 5 + 13 |
| C033 | CENTRE JOINT TRIM | 4 | C161 - C167 | 150mm to 405mm OGEE FASCIA (16mm) | 6 |
| C034 | COVER TRIM | 4 | C188 | 355mm BULLNOSE JUMBO | 5 + 13 |
| C035 | DRIP TRIM | 4 | C190 - C197 | 7mm CAPPIT BOARDS 150mm - 455mm | 13 |
| C036 | SOFFIT TO WALL TRIM | 9 | C199 | CAPPIT END CAP (42mm Leg) | 14 |
| C037 | WINDOW BOARD CHANNEL | 14 | C203/4 | 25mm & 33mm FIXINGS | 21 |
| C038 | FELT ROOF EDGE TRIM | 9 | C205 | 25mm DEE MOULD | 15 + 20 |
| C039 | PLANK TOP TRIM | 4 | C206 | 28mm DEE MOULD | 15 |
| C040 | UNIVERSAL CHANNEL + BATTEN COVER | 4 | C208 | 125mm FEATHEREDGE CLADDING | 3 |
| C041 | SOFFIT JOINT TRIM (Extruded) | 9 + 17 | C209 | LONG B/N JUMBO END CAP | 14 |
| C042 | 100mm SHIPLAP JOINT | 4 | C212 | CAPPIJUMBO BRD END CAPS | 14 + 19 |
| C043 | 150mm SHIPLAP JOINT | 4 + 18 | C216 | 17.5mm QUADRANT | 15 + 20 |
| C044 | 150mm OPEN V JOINT | 4 | C217 | 200mm CAPPIT | 7, 13 + 19 |
| C045 | 300mm SHIPLAP JOINT | 4 | C222 | 45mm ARCHITRAVE | 16 |
| C047 | B/N WINDOW BRD END CAP (Foiled) | 19 | C223 | 70mm SKIRTING | 16 |
| C048 | LONG B/N WINDOW BRD END CAP | 14 | C225 | 95mm OGEE SKIRTING | 16 |
| C050 | B/N WINDOW BRD END CAP | 14 + 19 | C226 | 125mm CLOAKING | 16 |
| C051/2 | 2-PART JOINT (Male/Female) | 4 + 18 | C228 | 50mm FIXING PINS | 21 |
| C054 | VERTICAL LINK CHANNEL | 9 | C232 | SQUARE FACE-FIX CORNER | 8 + 17 |
| C055 | 125mm TEE GEE CLADDING | 3 | C233 | OGEE FACE-FIX CORNER | 8 |
| C056 | 50mm EXTERNAL ANGLE | 15 + 20 | C235 | SQUARE FACE-FIX JOINT | 8 + 17 |
| C057 | 125mm TEE GEE/FEATHER EDGE JOINT | 4 | C236 | OGEE CAPPIT JOINT TRIM | 8 |
| C058 | 150mm OPEN V POLO | 11 | C237 | 10mm CAPPIT JUMBO VENTILATOR | 12 |
| C161 - C167 | 150mm to 405mm OGEE FASCIA (16mm) | 6 | C238 | 25mm CAPPIT JUMBO VENTILATOR | 12 + 18 |
| C059 | SOFFIT JOINT TRIM (2.5m) | 9 | C239 to C241 | 100mm to 175mm GEE PEE BOARDS | 11 + 17 |
| C061 | 30 x 15mm ANGLE VENTILATOR | 4 + 12 | C242 | 50mm DEE MOULD | 15 |
| C062 | SOFFI WALL VENTILATOR | 12 | C243 | 75mm DEE MOULD | 15 |
| C065 | 60 x 15mm VENTILATOR | 4, 12 + 18 | C244 to C249 | GEE PEE BOARDS | 11 + 17 |
| C066 | 25mm FASCIA/SOFFIT VENTILATOR | 12 | C251 | 500mm GEE PEE | 11 |
| C068 | 60 x 15mm ANGLE TRIM | 4 | C252 | 605mm GEE PEE | 11 |
| C069 | 30 x 15mm ANGLE TRIM | 4 | C253 | 250mm GEE PEE | 11 + 17 |
| C071 - C074 | CAPPED SCREWS | 21 | C254 | 45mm ARCHITRAVE (6mm) | 16 + 20 |
| C077 | LOW MODULUS SILICONE 310ml | 21 | C257 | 100mm GEE PEE | 11 |
| C079 | GENERAL PURPOSE ADHESIVE 310ml | 21 | C258 | 70mm ARCHITRAVE/SKIRTING (6mm) | 16 + 20 |
| C080 - C083 | TRIMTOP FIXINGS | 21 | C259 | 95mm SKIRTING (6mm) | 16 + 20 |
| C084 - C089 | OGEE CAPPIT BOARDS | 7 | C260 | 150mm B/N WINDOW BOARD | 13 |
| C094 | 400mm CAPPIT | 7 + 13 | C261 | 175mm B/N WINDOW BOARD | 13 + 19 |

Index

| Code | Description | Page No. | Code | Description | Page No. |
|--------------|---------------------------------------|----------|--------------|---------------------------------------|----------|
| C262 | 200mm B/N WINDOW BOARD | 13 | C430 to C436 | EURO CAPPIT - 60mm Leg (9mm Thick) | 13 |
| C263 | 225mm B/N WINDOW BOARD | 13 + 19 | C438 to C443 | EURO CAPPIT - 75mm Leg (9mm Thick) | 13 |
| C264 | 250mm B/N WINDOW BOARD | 13 | C445 to C446 | ROOFSTYLE DECORATIVE MOULDINGS | 9 |
| C265 | 300mm B/N WINDOW BOARD | 13 | C448 | 455mm BULLNOSE FASCIA (16mm) | 6 |
| C266 | 405mm B/N WINDOW BOARD | 13 | C457 | CONVEX DECORATIVE ROOFLINE | 9 |
| C267 | CIRCULAR SOFFIT VENTILATOR | 12 | C458 | CONCAVE DECORATIVE ROOFLINE | 9 |
| C269 | 100mm OPEN V CLADDING | 3 + 18 | C459 | GABLE FINIAL | 9 + 17 |
| C270 | 35mm CLOAKING PROFILE | 16 | C466 | 3D ROOF SPIRE (910mm) | 9 |
| C271 | CAPPIT REVEAL CORNER | 14 | C471 | SMALL GALLOWS BRACKET | 10 |
| C272 | BULLNOSE JUMBO END CAP | 14 | C472 | LARGE GALLOWS BRACKET | 10 |
| C273 | BULLNOSE JUMBO END CAP | 14 | C473 | BRACING BAR (1500mm) | 9 |
| C274 to C277 | 175mm to 405mm BULLNOSE JUMBO | 5 + 13 | C474 | GRP BALL FINIAL (965mm) | 9 |
| C278 | CAPPIJUMBO END CAP | 14 | C475 | ROOF SPIRE (910mm) Flat Backed | 9 |
| C279 | CAPPIJUMBO END CAP | 19 | C476 | ROOF SPIRE (1310mm) Flat Backed | 9 |
| C280 | 355mm JUMBO (D/E) | 5 | C480 to C483 | DENTILS | 10 |
| C387 | 200mm POLO (25mm) | 11 | C492 | 135 Deg EXTERNAL CORNER | 8 |
| C281 | 100mm OPEN V JOINT | 4 + 18 | C493 | 135 Deg INTERNAL CORNER | 8 |
| C285 to C289 | 150mm to 250mm JUMBO | 5 | C496 | GRP BALL FINIAL (1500mm) | 9 |
| C290/1 | 2-Part UNIVERSAL TRIM (Male/Female) | 4 + 18 | C497 | JOINING BRACKET | 9 |
| C292/3 | 2-Part CORNER TRIM (Male/Female) | 4 + 18 | C502 | JUMBOTEC | 12 |
| C294 | CAPPIT EXTERNAL CORNER | 8 | C504 | OVER FASCIA VENTILATOR (10mm) | 12 |
| C298 | SQUARE INTERNAL CORNER | 8 + 17 | C505 | OVER FASCIA VENTILATOR (25mm) | 12 |
| C299 | BULLNOSE EXTERNAL JOINT | 8 | C508 | FIRE PROTECTION FABRIC | 12 |
| C300 | OGEE INTERNAL CORNER | 8 | C520 | 45mm CASTILLATED ARCHITRAVE | 16 |
| C301 | BULLNOSE EXTERNAL CORNER | 8 | C521 | 70mm CASTILLATED ARCH/SKIRT. | 16 |
| C302 | CAPPIT JOINT | 8 | C522 | 95mm CASTILLATED SKIRTING | 16 |
| C305 | 150mm POLO (10mm) | 11 + 17 | C530 | 605mm POLO (10mm) | 11 |
| C306 | 175mm POLO (10mm) | 11 + 17 | C540 | TUDOR BOARDS | 17 |
| C308 | 300mm POLO (10mm) | 11 + 17 | C648 | 150mm SHIPLAP M-BOSS | 3 |
| C309 | 450mm POLO (10mm) | 11 | C649 | 150mm SHIPLAP M-BOSS JOINT | 3 |
| C310 | 125mm TEEGEE POLO | 11 | C650 | 300mm SHIPLAP M-BOSS | 3 |
| C311 | 150mm POLO (25mm) | 11 | C655 | 270mm FEATHER EDGE M-BOSS | 3 |
| C314 | 300mm POLO (25mm) | 11 | C661 | 300mm SHIPLAP M-BOSS JOINT | 3 |
| C315 | 450mm POLO (25mm) | 11 | C662 | UNIVERSAL CHANNEL | 3 |
| C321 | BULLNOSE INTERNAL CORNER | 8 | C663 | UNIVERSAL CHANNEL + BATTEN COVER | 3 |
| C326 | SQUARE JOINT | 8 + 17 | C664 | 2 PART UNIVERSAL TRIM (Male & Female) | 3 |
| C327 | FLAT BOARD JOINT | 8 | C665 | DRIP TRIM | 3 |
| C328 | BULLNOSE JOINT | 8 | C666 | 2 PART CORNER TRIM (Male & Female) | 3 |
| C329 | OGEE JOINT | 8 | C667 | 2 PART JOINT TRIM (Male & Female) | 3 |
| C345 to C351 | 150mm to 405mm SQUARE FASCIA (16mm) | 6 + 17 | C668 | WALL STARTER TRIM | 3 |
| C354 to C359 | 150mm to 405mm FLAT FASCIA (16mm) | 6 | C670 | 270mm FEATHER EDGE M-BOSS JOINT | 3 |
| C360 | BULLNOSE JUMBO JOINT | 8 | C715 | 45mm x 5.5mm ARCHITRAVE | 20-21 |
| C361 | BULLNOSE JUMBO EXTERNAL CORNER | 8 | C725 | 65mm x 5.5mm SKIRTING | 20-21 |
| C365 | 300mm SQUARE FASCIA (16mm) | 6 | C735 | 95mm x 5.5mm SKIRTING | 20-21 |
| C366 | 455mm SQUARE FASCIA (16mm) | 6 | C745 | 28mm x 6mm DEE MOULD | 20-21 |
| C380 | 200mm POLO (10mm) | 11 | C755 | 18mm QUADRANT | 20-21 |
| C387 | 200mm POLO (25mm) | 11 | DVLH**50 | VERGE UNIT LEFT | 7 |
| C392 | 405mm POLO (25mm) | 11 | DVRH**50 | VERGE UNIT RIGHT | 7 |
| C397 | 225mm POLO (10mm) | 11 + 17 | DVLHS**30 | STARTER UNIT LEFT | 7 |
| C398 | 225mm POLO (25mm) | 11 | DVRHS**30 | STARTER UNIT RIGHT | 7 |
| C405 | BIRD COMB | 12 | DVRCA**10 | ANGLED RIDGE CAP | 7 |
| C406 | VENTED EAVES PROTECTOR | 12 | DVRCR**10 | ROUND RIDGE CAP | 7 |
| C410 | 405mm POLO (10mm) | 11 + 17 | DVBEC50* | BATTEN END CLIP | 7 |
| C412 | 330mm POLO (10mm) | 11 | SD70 | 70mm x 15mm DECORATIVE TRIM | 16 |
| C413 | 250mm POLO (10mm) | 11 | SPI20 | 120mm x 10mm DECORATIVE TRIM | 16 |
| C415 | SQUARE EXTERNAL CORNER | 8 + 17 | ST45 | 45mm FLEXI-ANGLE | 15 |
| C417 | OGEE EXTERNAL CORNER | 8 | ST75 | 75mm FLEXI-ANGLE | 15 |
| C418 | BULLNOSE EXTERNAL CORNER | 8 | | | |
| C420 to C426 | 150mm to 405mm BULLNOSE FASCIA (16mm) | 6 | | | |

For further details contact:

Swish[®]
BUILDING PRODUCTS

Pioneer House, Mariner, Lichfield Road Industrial Estate,
Tamworth, Staffordshire B79 7TF
Telephone: (01827) 317200
Fax: (01827) 316169
e-mail: marketing@swishbp.co.uk
www.swishbp.co.uk

Swish, M-Boss, Tee Gee, Gee Pee, Polo, Cappit, Jumbo and Jumbotec
are all registered trademarks

A272