



Marborex[®]
wall and ceiling panels

Marborex[®]

Stylish and practical - Marbrex panels are available in a wide range of colours and designs. Whether the look you require is traditional or contemporary, there is sure to be a design suitable for your home.



Time-saving – Easy to install, Marbrex wall panels can be fitted over the top of existing tiles, require no grout and make it possible to transform a room in half the time required for tiling.



Versatile – Suitable for any room setting, Marbrex wall panels work equally well in residential, retail and commercial settings.

Beneficial – The Marbrex panelling system is waterproof, easy to clean, hygienic, lightweight, quick to install and cost effective.





The sophisticated Manhattan continuous marble design sits comfortably in both traditional and contemporary settings. This sleek, classic matt finish creates a beautifully opulent environment in which to relax.

manhattan

Luxurious and timeless, Marble remains a classic choice in the home. Our Florence and Roma designs achieve the designer demeanor of marble without the associated price tag.



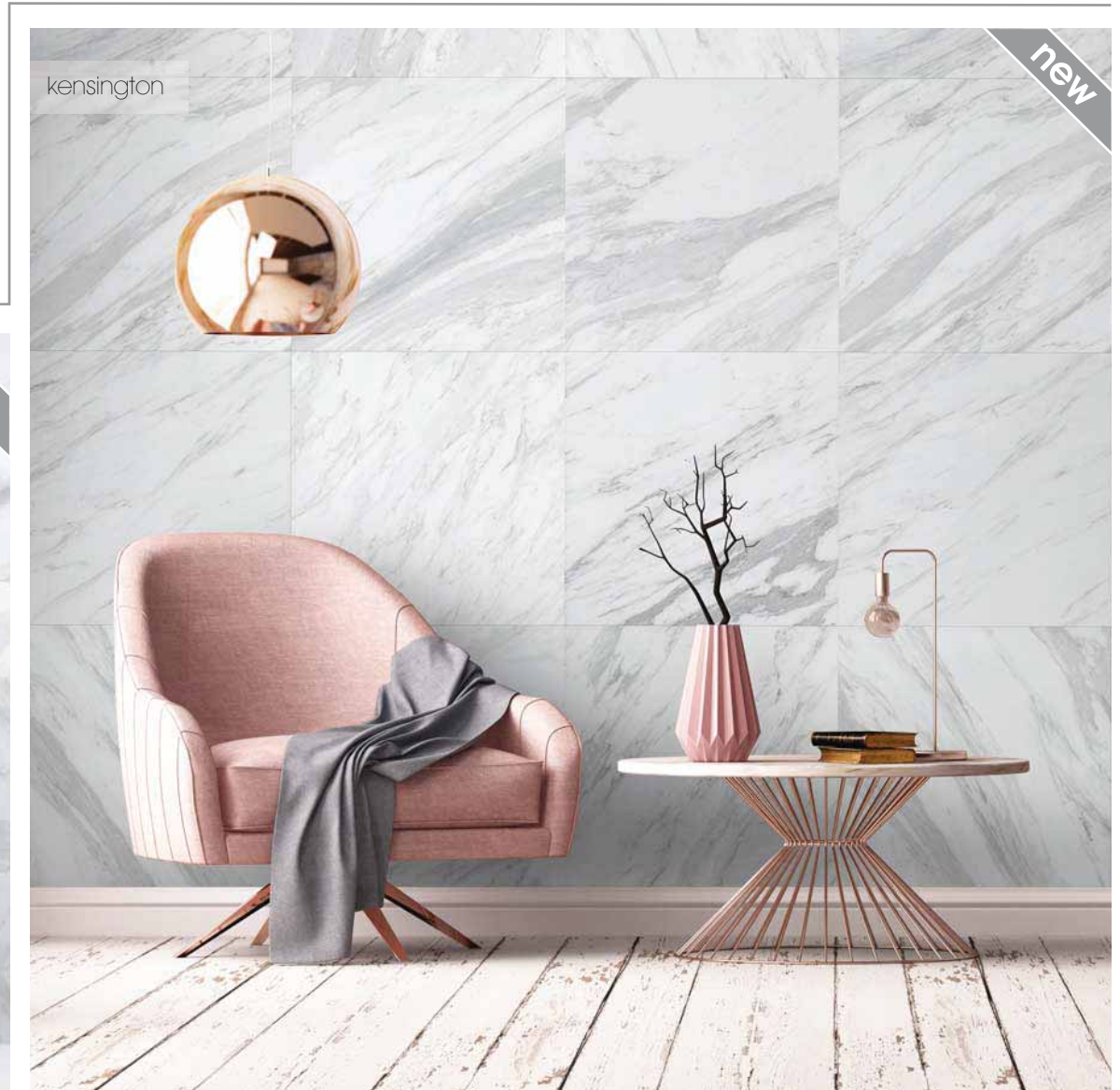
florence and roma



The neutral yet striking 3D effect of the matt Grey Mosaic tile design adds stunning interest to a bathroom. The variegated shades of the grey stone tiles offset bathroom furniture beautifully.

grey mosaic

Marble with a twist - Our Kensington square and Oslo hexagonal tile designs add an interesting and quirky twist to our classic marble designs. While remaining neutral, both designs create detail that stands out!



oslo and kensington



Our Bombay tile effect panels have a matt textured surface that emulates stone providing the natural charm characteristic of such a material without the associated weight.

bombay

Natural materials are beautiful but often unsuitable for areas prone to moisture. Our gloss finish White Wood tongue and groove style panels create a subtle wood effect.

Our Rustic White design offers a textured wood effect that replicates the look and feel of white-washed timber boards adding a little cosy country charm to any room. Install vertically in wet rooms or horizontally in other areas.



white wood and rustic white



The Ciment stone tile effect panels create a calm and neutral matt finish, taking less time to install than traditional tiling.

ciment

Metro style tiles are renowned in the world of interiors as an iconic and classic design.

Achieve this look with either our crisp, bevel edged Subway design.

In contrast, the soft muted tones of the Travertine Mosaic tile wall panels create a neutral, calming backdrop.



subway and travertine mosaic

whitestone



moonstone




The modern, matt finish featured on the Whitestone, Moonstone and Sandstone wall designs contributes to their natural stone appearance.

The panels are available with two different sizes of offset tile designs. These can be used imaginatively to create zones in a room.

whitestone and moonstone

The White and Taupe Dune stone tile effect panels have a modern matt finish providing a sense of elegant sophistication in a room.

This offset tile effect adds subtle, timeless interest to walls.



taupe dune and white dune



fired earth



fired earth

The semi-matt metallic finish of the Fired Earth stone design adds glamorous drama to a space.

fired earth


Marbrex is a lightweight paneling system for the walls and ceilings of residential or commercial buildings.


Covering all bases, designs range from contemporary to traditional in a variety of colours and finishes.




finishing accessories

TRIMS for 250mm & 375mm boards

code	colour	length (mm)	
End Cap			
DC18104	White	2600mm	

External Corner			
DC17104	White	2600mm	


Multipurpose Trim			
DC19104	White	2600mm	


TRIMS for 350mm & 375mm boards


Clip-on End Cap			
DC55C18	Grey	2600mm	
DC55C03	Carbon	2600mm	
DC55B51	Ivory	2600mm	
DC55B50	Incense	2600mm	

Universal Corner			
DC82C18	Grey	2600mm	
DC82C03	Carbon	2600mm	
DC82B51	Ivory	2600mm	
DC82B50	Incense	2600mm	
(clip-on internal and external corner profile)			

SKIRTINGS & CORNICE

code	colour	length (mm)	
Cornice			
DC57104	White	2600mm	

95mm Ogee Skirting			
DC21195	White	2500mm	

70mm Skirting			
DC21196	White	2500mm	



TRIM Colours



wall and ceiling panels

wall panels - 250mm

code	description	width/length/depth (mm)
DC26274	romano beige	250 x 2600 x 10
DC26628	inari grey	250 x 2600 x 10
DC26083	alba grey	250 x 2600 x 10
DC260L6	white wood	250 x 2600 x 10

wall panels - 350mm

DC41C84	ciment	350 x 2600 x 5
DC39C80	travertine mosaic	350 x 2600 x 5
DC40C83	grey mosaic	350 x 2600 x 5

wall panels - 375mm

DC80028	beige marble tile	375 x 2600 x 8
DC80A87	grey marble tile	375 x 2600 x 8
DC60C46	white dune	375 x 2600 x 8
DC60C47	taupe dune	375 x 2600 x 8
DC87C12	moonstone standard tile	375 x 2600 x 8
DC87C16	sandstone standard tile	375 x 2600 x 8
DC87C15	whitestone standard tile	375 x 2600 x 8
DC88C12	moonstone large tile	375 x 2600 x 8
DC88C16	sandstone large tile	375 x 2600 x 8
DC88C15	whitestone large tile	375 x 2600 x 8
DC55B91	fired earth	375 x 2600 x 8
DC60944	florence	375 x 2600 x 8
DC37926	roma	375 x 2600 x 8
DC60906	subway	375 x 2600 x 8

wall panels - 375mm (continued)


code	description	width/length/depth (mm)
DC86C71	rustic white	375 x 2600 x 8
DC01F73	oslo	375 x 2600 x 8
DC88F84	manhattan	375 x 2600 x 8
DC01F48	kensington	375 x 2600 x 8
DC08D16	bombay	375 x 2600 x 8


ceiling panels

code	description	width/length/depth (mm)
DC40026	satin white	250 x 2600 x 10
DC40001	satin white	250 x 4000 x 10
DC28101	gloss white (including silver strip)	200 x 2700 x 10
DC28104	gloss white (including silver strip)	200 x 4000 x 10
DC25126	high gloss white	250 x 2600 x 10
DC21040	high gloss white	250 x 4000 x 10



Marbrex® colour palette





ciment



rustic white



travertine mosaic



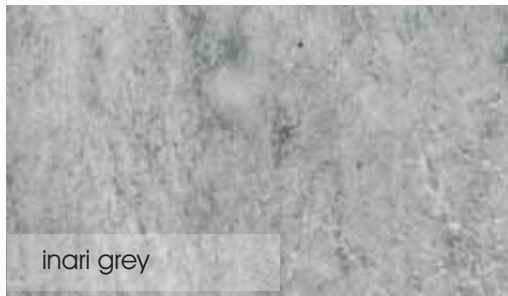
grey mosaic



alba grey



romano beige



inari grey



Bomby

Every effort has been made to accurately reproduce Marbrex colours in this brochure, but due to print limitations, the colours shown may not exactly match panel colours.

Marborex®

wall and ceiling panels



Swish Building Products, Pioneer House,
Lichfield Road Ind. Estate, Tamworth, Staffordshire B79 7TF

t: (01827) 317200 **f:** (01827) 317201

e: info@marbrexpanels.co.uk

www.marbrexpanels.co.uk

© Marborex® is a registered trademark

A408 06/22

