

Uniclass L5:P7113			
CI/SfB	(4-)	Hn7	06.12

Swish[®]
BUILDING PRODUCTS



Trade Price List

- Roofline
- Cladding
- Window Boards
- Interior Trims
- Foiled Products

**Prices Effective
4th June, 2012
Issue No. 1**

**NEW
products
inside**



FM 09180



EMS 513947










OHS 523157

Fax Order Line: 01827 316169



◆ NEW 20 YEAR GUARANTEE ON SWISH WHITE PROFILES ◆	Page No.
Cladding Systems (Plain and M-Boss)	3
Cladding Trims	3 & 4
Replacement/New Build Fascia (25mm and 20mm)	5
Replacement/New Build Fascia (16mm)	6
Refurbishment Fascia and M-Boss Range	7
Roofline Corners & Joints	8
Roof Trims, Roofstyle and Decorative Roofline profiles	9
Gallow and Dentils	10
Gee Pee and Pre-vented Soffits	11
Roof Ventilation and Over Fascia Protection	12
Window Boards	13
Window Board Accessorites	14
Window Trims	15
Skirtings and Architraves	16
◆ 10 YEAR GUARANTEE ON SWISH FOILED PROFILES ◆	
FOILED PROFILES	
Roofline	17
Cladding System	18
Window Boards and Accessories	19
Window Trims	20
Fixings, Sealants & Adhesives	21
INDEX	22 & 23

All Prices are exclusive of VAT
























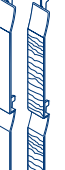
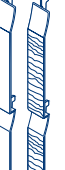



Cladding System - Plain

Description	Code No.	Colours*	Length	Price/Length		Pack Quantity	Price/Metre	
				White/Cream £	Colours £		White £	Colours £
 100mm Shiplap (Sq. metre price £72.96 for White)	C001	W	5m	36.48	–	5	7.30	–
 150mm Shiplap (Sq. metre price £64.60 for White)	C002	W H	5m 6m	48.45 58.05	– –	5 5	9.69 11.61	– –
 300mm Shiplap Twin Plank (Sq. metre price £74.27 for White) Note: See Page 4 for Joint Cover C045	C005	W	5m	111.40	–	2	22.28	–
 100mm Open V (Sq. metre price £72.96 for White)	C269	W	5m	36.48	–	5	7.30	–
 150mm Open V (Sq. metre price £64.60 for White)	C003	W	5m	48.45	–	5	9.69	–
 125mm Tee Gee™ (Sq. metre price £70.43 for White)	C055	W	5m	44.02	–	5	8.80	–
 125mm Feather Edge (Sq. metre price £70.43 for White)	C208	W	5m	44.02	–	5	8.80	–




Cladding System - M-Boss™ Textured Surface

 NEW 150mm Shiplap M-Boss (Sq. metre price £70.35 for White)	C600	F/Y	5m	52.76	61.51	5	10.55	12.30
 300mm Shiplap M-Boss (twin plank) (Sq. metre price £80.55 for White)	C605	F/Y	5m	120.83	141.60	2	24.17	28.32
Note: See Page 4 for Joint Covers								

Cladding Trims

Description	Code No.	Colours*	Length	Price/Length		Pack Quantity	Price/Metre	
				White £	Cream £		White £	Cream £
 Universal Channel	C026	W/H	5m	21.32	–	10	4.26	–
 Cover Trim	C034	W	5m	13.76	–	20	2.75	–
 Plank Top Trim	C039	W	5m	16.42	–	10	3.28	–
 Universal Channel + Batten Cover	C040	W	5m	24.47	–	10	4.89	–
 2 Part Universal Trim (Male)	C290	W/H	5m	21.31	24.89	10	4.26	4.98
 2 Part Universal Trim (Female)	C291	W/H	5m	21.31	24.89	10	4.26	4.98
 60 x 15mm Angle Trim	C068	W	5m	22.23	–	10	4.45	–
 30 x 15mm Angle Trim	C069	W	5m	17.78	–	10	3.56	–
 External Corner Trim	C030	W	5m	36.91	–	5	7.38	–
 2 Part Corner Trim (Male)	C292	W/H	5m	22.68	26.68	5	4.54	5.34
 2 Part Corner Trim (Female)	C293	W/H	5m	34.23	39.54	5	6.85	7.91
 Universal Starter Trim	C027	W	5m	24.47	–	10	4.89	–
 Wall Starter Trim	C028	W	5m	26.25	–	10	5.25	–
 Drip Starter Trim	C029	W	5m	26.25	–	10	5.25	–
 Drip Trim	C035	W	5m	24.47	–	10	4.89	–
 2 Part Joint Trim (Male)	C051	W/H	5m	20.00	23.03	5	4.00	4.61
 2 Part Joint Trim (Female)	C052	W	5m	28.90	–	5	5.78	–
 Centre Joint Trim	C033	W	5m	36.48	–	5	7.30	–
 30 x 15mm Angle Vent	C061	W	5m	25.78	–	5	5.16	–
 60 x 15mm Angle Vent	C065	W	5m	26.42	–	5	5.28	–
Price/pack								
 100mm Shiplap Joint	C042	W	–	–	–	10	11.59	–
 150mm Shiplap Joint (Plain)	C043	W/H	–	–	–	10	12.42	12.42
 150mm Shiplap Joint (M-Boss)	C631	W	–	–	–	10	14.97	–
 300mm Shiplap Joint (Plain)	C045	W	–	–	–	5	14.86	–
 300mm Shiplap Joint (M-Boss)	C630	W	–	–	–	5	18.01	–
 100mm Open V Joint Cover	C281	W	–	–	–	10	11.59	–
 150mm Open V Joint Cover	C044	W	–	–	–	10	12.42	–
 125mm Tee Gee/Feather Edge Joint Cover	C057	W	–	–	–	10	11.98	–

Replacement/New Build Fascia (25mm and 20mm Range) - Installed direct to rafters

Description	Code No.	Colours*	Length	Price/Length		Pack Quantity	Price/Metre		
				White £	Colours £		White £	Colours £	
Bullnose Jumbo™ (25mm Thick)									
 405mm (double ended)	C277	W	5m	211.27	–	1	42.25	–	
405mm (double ended)	C112	W	1.25m	57.14	–	1	45.71	–	
355mm (double ended)	C188	W	5m	174.33	–	1	34.87	–	
250mm	C158	W	5m	144.10	–	1	28.82	–	
225mm	C276	W	5m	127.22	–	1	25.44	–	
200mm	C275	W	5m	106.73	–	2	21.35	–	
175mm	C274	W	5m	92.95	–	2	18.59	–	
150mm	C157	W	5m	86.27	–	2	17.25	–	
Jumbo (20mm Thick)									
 405mm (double ended)	C151	W	5m	211.27	–	1	42.25	–	
405mm (double ended)	C113	W	1.25m	55.37	–	1	44.30	–	
355mm (double ended)	C280	W	5m	174.33	–	1	34.87	–	
250mm	C289	W	5m	144.10	–	1	28.82	–	
225mm	C288	W	5m	127.22	–	2	25.44	–	
200mm	C287	W	5m	106.73	–	2	21.35	–	
175mm	C286	W	5m	92.95	–	2	18.59	–	
150mm	C285	W	5m	86.27	–	2	17.25	–	
Ogee Jumbo™ (20mm Thick)									
 405mm (double ended)	C146	W	5m	211.27	–	1	42.25	–	
405mm (double ended)	C116	W	1.25m	55.37	–	1	44.30	–	
355mm (double ended)	C145	W	5m	174.33	–	1	34.87	–	
250mm	C144	W	5m	144.10	–	1	28.82	–	
225mm	C143	W	5m	127.22	–	2	25.44	–	
200mm	C142	W	5m	106.73	–	2	21.35	–	
175mm	C141	W	5m	92.95	–	2	18.59	–	
150mm	C140	W	5m	86.27	–	2	17.25	–	





Note: For matching Corners and Joints, see Page 8



Useful Information

- All Jumbo™ boards have been tested by the British Board of Agrément and found suitable to support all eaves tiles in common usage in the UK (up to 10kg, load per 1 metre length of fascia) at all roof pitches, subject to the boards being fixed to rafter ends at a maximum of 600mm spacings.
- Gutter brackets can be fixed directly to Jumbo boards. Tests have been carried out in accordance with BS 4576: Part 1:1989, using various third party gutter brackets, and no failure occurred at the specified test weight.
- Swiss roofline profiles have adequate resistance to wind loading up to five storeys, provided they are fixed at the recommended fixing centres. See the Swiss Roofline Design Guide for fixing guidance.

Replacement/New Build Fascia (16mm Range) - Installed direct to rafters

Description	Code No.	Colours*	Length	Price/Length		Pack Quantity	Price/Metre		
				White £	Colours £		White £	Colours £	
Square Fascia (16mm Thick)									
 455mm (double ended)	C366	W	5m	229.51	–	1	45.90	–	
405mm (double ended)	C351	W/A/E/T	5m	202.39	333.92	1	40.48	66.78	
405mm (double ended)	C111	W	1.25m	52.85	–	1	42.28	–	
355mm (double ended)	C350	W/A/E/T	5m	174.34	287.61	1	34.87	57.52	
300mm	C365	W	5m	166.49	–	1	33.30	–	
250mm	C349	W/A/E/T	5m	137.87	227.47	2	27.57	45.49	
225mm	C348	W/A/E/T	5m	122.30	201.78	2	24.46	40.36	
200mm	C347	W/A/E/T	5m	102.30	168.84	2	20.46	33.77	
175mm	C346	W/A/E/T	5m	88.94	146.75	2	17.79	29.35	
150mm	C345	W/A/E/T	5m	82.30	135.77	2	16.46	27.15	
Ogee Fascia (16mm Thick)									
 405mm (double ended)	C167	W	5m	202.39	–	1	40.48	–	
405mm (double ended)	C117	W	1.25m	52.85	–	1	42.28	–	
355mm (double ended)	C166	W	5m	174.34	–	1	34.87	–	
250mm	C165	W	5m	137.87	–	2	27.57	–	
225mm	C164	W	5m	122.30	–	2	24.46	–	
200mm	C163	W	5m	102.30	–	2	20.46	–	
175mm	C162	W	5m	88.94	–	2	17.79	–	
150mm	C161	W	5m	82.30	–	2	16.46	–	
Bullnose Fascia (16mm Thick)									
 455mm (double ended)	C448	W	5m	229.51	–	1	45.90	–	
405mm (double ended)	C426	W	5m	202.39	–	1	40.48	–	
405mm (double ended)	C119	W	1.25m	52.85	–	1	42.28	–	
355mm (double ended)	C425	W	5m	174.34	–	1	34.87	–	
250mm	C424	W	5m	137.87	–	2	27.57	–	
225mm	C423	W	5m	122.30	–	2	24.46	–	
200mm	C422	W	5m	102.30	–	2	20.46	–	
175mm	C421	W	5m	88.94	–	2	17.79	–	
150mm	C420	W	5m	82.30	–	2	16.46	–	
Flat Fascia (16mm Thick)									
 405mm (double ended)	C354	W	5m	202.39	–	1	40.48	–	
250mm	C359	W	5m	137.87	–	2	27.57	–	
225mm	C358	W	5m	122.30	–	2	24.46	–	
200mm	C357	W	5m	102.30	–	2	20.46	–	
175mm	C356	W	5m	88.94	–	2	17.79	–	
150mm	C355	W	5m	82.30	–	2	16.46	–	

Note: For matching Corners and Joints, see Page 8



Useful Information

- All 16mm fascia profiles can be fixed to rafter feet using 2 x 65mm Trimtop nails at each end and at maximum 600mm centres.
- PVC gutters may be screw-fixed directly to 16mm fascias. Gutter bracket spacings must not exceed 1m. Other lightweight gutters may also be screw-fixed to the boards, provided the maximum bracket loading is not exceeded.
- A range of 16mm Square Fascias is also available in Mahogany, Light Oak, Rosewood, Irish Oak and Black woodgrain finishes, see Page 17 for further details.
- Further installation information can be found on the reverse of the Swish 10 Year Guarantee for Coloured Profiles. For your copy please contact the Marketing Team on 01827 317212 or e-mail

Refurbishment Fascia - Requires a timber backing board

Description	Code No.	Colours*	Length	Price/Length		Pack Quantity	Price/Metre	
				White/Cream £	Colours £		White £	Colours £
Cappit™ (9mm thick with 35mm leg)								
605mm	C108	W	5m	266.87	–	1	53.37	–
405mm (double-ended)	C114	W	1.25m	46.18	–	2	36.94	–
405mm (double-ended)	C150	W/A/E/T	5m	188.61	240.56	1	37.72	48.11
400mm	C094	W	5m	182.83	–	1	36.57	–
300mm	C104	W/J	5m	135.19	–	2	27.04	–
250mm	C098	W/J/H	5m	112.95	–	2	22.59	–
225mm	C120	W/J/H/A/E/T	5m	101.83	125.09	2	20.37	25.02
200mm	C217	W/J/A/E/T	5m	90.72	111.56	2	18.14	22.31
175mm	C095	W/J/A/E/T	5m	79.15	100.42	2	15.83	20.08
150mm	C107	W/J/H	5m	70.70	–	2	14.14	–
Ogee Cappit™ (12mm thick - incl. ribs with 35mm leg)								
405mm (double-ended)	C084	W/A	5m	191.70	240.56	1	38.34	48.11
250mm	C085	W/A	5m	114.72	150.35	2	22.94	30.07
225mm	C086	W/A	5m	103.63	125.09	2	20.73	25.02
200mm	C087	W/A	5m	92.50	111.56	2	18.50	22.31
175mm	C088	W/A	5m	80.93	100.42	2	16.19	20.08
150mm	C089	W/A	5m	72.03	90.21	2	14.41	18.04

Note: For matching Corners and Joints, see Page 8



M-Boss™ Roofline Range

A range of roofline profiles with a textured surface

NEW



Square Fascia (16mm Thick)

405mm (double-ended)	C618	W/A	5m	224.15	369.03	1	44.83	73.81
225mm	C613	W/A	5m	133.40	220.05	2	26.68	44.01
200mm	C612	W/A	5m	111.67	184.24	2	22.33	36.85
175mm	C611	W/A	5m	97.03	160.20	2	19.41	32.04
150mm	C610	W/A	5m	89.81	148.17	2	17.96	29.63

Note: Use with standard PLAIN soffit boards - a full range of styles and sizes are shown on Page 11

Price/pack

Corners & Joints (includes textured surface)

External Corner (double-ended)	C620	W/A	500mm	–	–	2	31.44	73.81
Joint	C625	W/A	300mm	–	–	10	56.04	127.12

*W = WHITE J = BRIGHT WHITE H = CREAM (RAL9001)

A = ANTHRACITE (Black)









E = LIGHT GREY

T = HAZY GREY

™CAPPIT and M-BOSS are Registered Trade Marks





7

Roofline Corners and Joints




Description	Code No.	Colours*	Length	Price/Length		Pack Quantity	Price/Pack		
				White/Cream £	Colours £		White £	Colours £	
Joints (Double-ended)									
 Jumbo	C153	W	500mm	–	–	2	23.11	–	
Bullnose Jumbo	C360	W	500mm	–	–	2	23.11	–	
Cappit	C302	W	500mm	–	–	2	23.11	–	
Face Fixed Joints (Double-ended)									
 Square	C326	W/A/E/T	500mm	–	–	2	23.11	57.73	
Bullnose	C328	W	500mm	–	–	2	23.11	–	
Ogee (Suitable for 9mm - 25mm boards)	C329	W	500mm	–	–	2	23.11	–	
Flat NEW (16mm board only)	C327	W	500mm	–	–	2	23.11	–	
Face fixed Joints									
 Square	C235	W/J/H/A/E/T	300mm	–	–	10	51.17	116.52	
Ogee (Suitable for 9mm - 25mm boards)	C236	W/A	300mm	–	–	10	51.17	116.52	
Bullnose (Suitable for 16mm boards only)	C299	W	300mm	–	–	10	58.59	–	
External Corners (Double-ended)									
 Jumbo	C154	W	500mm	–	–	2	32.44	–	
Bullnose Jumbo	C361	W	500mm	–	–	2	32.44	–	
Cappit	C294	W	500mm	–	–	2	32.44	–	
Internal Corners (Double-ended)									
 Square	C298	W/A/E/T	500mm	–	–	2	32.44	81.11	
Ogee	C300	W/A	500mm	–	–	2	32.44	81.11	
Bullnose (Suitable for 9mm - 25mm boards)	C321	W	500mm	–	–	2	32.44	–	
Face Fixed Corners (Double-ended)									
 Square	C415	W/A/E/T	500mm	–	–	2	26.68	66.68	
Bullnose	C418	W	500mm	–	–	2	26.68	–	
Ogee (Suitable for 16mm - 25mm boards)	C417	W/A	500mm	–	–	2	26.68	66.68	
90° Face fixed Corners									
 Square	C232	W/J/H/A/E/T	300mm	–	–	10	68.94	150.95	
Ogee (Suitable for 9mm - 25mm boards)	C233	W/A	300mm	–	–	10	68.94	150.95	
Bullnose (Suitable for 16mm boards only)	C301	W	300mm	–	–	10	75.41	–	
135° Square/Ogee Face Fixed Corners (Double-ended)									
 External	C492	W	410mm	–	–	5	134.52	–	
Internal	C493	W	410mm	–	–	5	146.63	–	

NEW



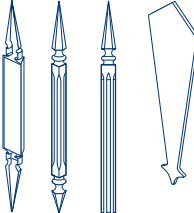


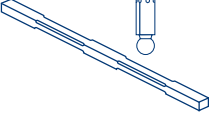
Roofline Trims

Description	Code No.	Colours*	Length	Price/Length		Pack Quantity	Price/Metre	
				White/Cream £	Colours £		White £	Colours £
 Felt Roof Edge Trim	C038	W	5m	21.34	–	10	4.27	–
 Soffit Joint Trim (extruded)	C041	W/H/A/E/T	5m	31.13	51.34	10	6.23	10.27
	C059	W	2.5m	15.56	–	10	6.22	–
 Vertical Link Channel	C054	W	5m	30.26	–	10	6.05	–
 Soffit to Wall Trim	C036	W	5m	26.68	–	10	5.34	–

Roofstyle (Moulded Roofline System) - Patent Granted

Description	Code No.	Colours*	Length	Price/Length White/Cream £	Price/Length Colours £	Pack Quantity	Price/pack	
							White £	Colours £
 Concave Moulding	C445	W	450mm	–	–	2	20.47	–
 Convex Moulding	C446	W	450mm	–	–	2	20.47	–
 Apex (Cut to suit bargeboard angles)	C450	W	280mm (W) 470mm (H)	–	–	2	35.56	–

Decorative Roofline - Patent Granted

 Convex (16mm Thick) (max. depth 220mm) (min. depth 160mm)	C457	W	5m	170.15	–	2	34.03	–
 Concave (16mm Thick) (max. depth 220mm) (min. depth 160mm)	C458	W	5m	170.15	–	2	34.03	–
 Roof Spire (2D)* Roof Spire (3D) Roof Spire (2D)* *Scolloped back face	C475	W	910mm	–	–	2	232.41	–
	C466	W	910mm	–	–	1	262.29	–
	C476	W	1310mm	–	–	2	330.26	–
 Gable Finial	C459	W	340mm	–	–	10	86.06	–
 GRP Ball Finial	C474	W	965mm	–	–	1	349.71	–
	C496	W	1500mm	–	–	1	407.98	–
 Bracing Bar Joining Bracket	C473	W	1500mm	–	–	1	407.98	–
	C497	W	–	–	–	1	25.26	–

*W = WHITE



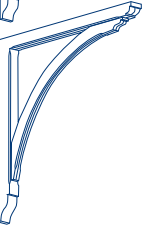
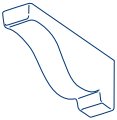

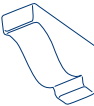

H = CREAM (RAL9001)

A = ANTHRACITE (Black)

E = LIGHT GREY

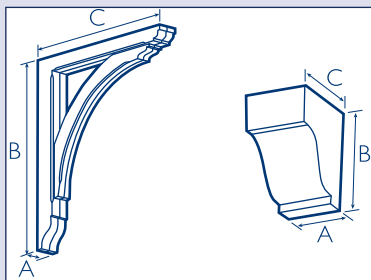
T = HAZY GREY

Gallows and Dentils

Description	Code No.	Colours*	Sizes	Price/Length		Pack Quantity	Price/Pack	
				White £	Colours £		White £	Colours £
 Feature Corbel	C470	W	A - 80mm B - 350mm C - 390mm	–	–	16	1531.30	–
 Small Gallows Bracket	C471	W	A - 70mm B - 630mm C - 580mm	–	–	10	1948.94	–
 Large Gallows Bracket	C472	W	A - 50mm B - 745mm C - 770mm	–	–	10	2227.35	–
 Dentil 01	C480	W	A - 78mm B - 123mm C - 350mm	–	–	35	2784.19	–
 Dentil 02	C481	W	A - 77mm B - 120mm C - 105mm	–	–	56	2700.66	–
 Dentil 03	C482	W	A - 77mm B - 100mm C - 200mm	–	–	28	1656.60	–
 Dentil 04	C483	W	A - 77mm B - 250mm C - 200mm	–	–	32	2704.66	–



Useful Information

Measurements Key:





- The orientation and spacing of Dentils is worth careful consideration in order to achieve the best effect. In addition, a continuous sub-fascia of cellular PVC fixed to the wall under the soffit will greatly enhance the effect.
- Swish Gallows Brackets are load bearing and capable of offering structural support to door and window canopies. The surface pattern mimics the traditional appearance of timber with a high level of bevelling detail.

Soffit Boards

Description	Code No.	Colours*	Length	Price/Length		Pack Quantity	Price/Metre		
				White/Cream £	Colours £		White £	Colours £	
Gee Pee™ (9mm thick)									
 605mm (F)	C252	W	5m	266.87	–	1	53.37	–	
500mm (S)	C251	W	5m	220.62	–	1	44.12	–	
450mm (S)	C249	W	5m	198.38	–	1	39.68	–	
405mm (F)	C248	W/J/A/E/T	5m	177.92	213.50	1	35.58	42.70	
330mm (F)	C247	W	5m	145.44	–	2	29.09	–	
300mm (S)	C246	W/J/A/E/T	5m	134.74	174.85	2	26.95	34.97	
250mm (S)	C253	W/J	5m	112.53	–	2	22.51	–	
225mm (S)	C245	W/H/J	5m	100.94	–	2	20.19	–	
200mm (S)	C244	W/J/A/E/T	5m	88.94	96.81	2	17.79	19.36	
175mm (S)	C241	W/H/J	5m	79.15	–	2	15.83	–	
150mm (S)	C240	W/J/A/E/T	5m	65.38	72.01	2	13.08	14.40	
100mm (F)	C257	W/H	5m	42.68	–	5	8.54	–	
100mm (S)	C239	W	5m	41.77	–	5	8.35	–	
 300mm (Fluted) (F)	C013	W	5m	140.97	–	2	28.19	–	

S = One sawn edge, one finished edge
F = Two finished edge

Pre-Vented Soffit Boards

 (A) 125mm Tee Gee Polo	C310	W	5m	59.58	–	5	11.92	–	
 (A) 150mm Open V Polo	C058	W	5m	64.95	–	5	12.99	–	
A) Polo™ Ventilated Soffit Boards (9mm thick)									
605mm	C530	W	5m	283.74	–	1	56.75	–	
450mm	C309	W	5m	211.73	–	1	42.35	–	
405mm	C410	W	5m	193.47	–	1	38.69	–	
330mm	C412	W	5m	163.25	–	2	32.65	–	
300mm	C308	W	5m	148.10	–	2	29.62	–	
250mm	C413	W	5m	128.54	–	2	25.71	–	
225mm	C397	W	5m	115.19	–	2	23.04	–	
200mm	C380	W	5m	106.73	–	2	21.35	–	
175mm	C306	W	5m	92.95	–	2	18.59	–	
150mm	C305	W	5m	79.60	–	2	15.92	–	
(B) Polo™ Ventilated Soffit Boards (9mm thick)									
450mm	C315	W	5m	216.18	–	1	43.24	–	
405mm	C392	W	5m	189.92	–	1	37.98	–	
300mm	C314	W	5m	152.54	–	2	30.51	–	
225mm	C398	W	5m	119.65	–	2	23.93	–	
150mm	C311	W	5m	84.04	–	2	16.81	–	








(A) Suitable for roof pitch >15°. Air gap equivalent to continuous 10mm
(B) Suitable for roof pitch <15°. Air gap equivalent to continuous 25mm

Useful Information

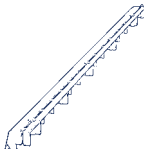
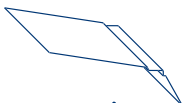
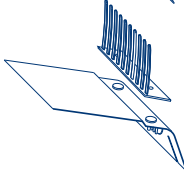
- For added protection, a factory fitted fine mesh is available on Polo boards subject to minimum order quantities. Contact our Technical Services Dept. on (01827) 317200 for further information.
- A selected range of Gee Pee and Polo profiles is also available in Mahogany, Light Oak, Rosewood, Irish Oak and Black foiled finishes. See Page 17 for details.



Roofline Ventilation

Description	Code No.	Colours*	Length	Price/Length		Pack Quantity	Price/Metre	
				White £	Colours £		White £	Colours £
 (A) 30 x 15mm Angle Ventilator	C061	W	5m	25.78	–	5	5.16	–
 (A) Soffit/Wall Ventilator	C062	W	5m	34.23	–	5	6.85	–
 (A) 10mm Cappit/Jumbo Vent.	C237	W	5m	37.81	–	5	7.56	–
 (B) 60 x 15mm Angle Ventilator	C065	W	5m	26.42	–	5	5.28	–
 (B) 25mm Fascia/Soffit Ventilator	C066	W	5m	50.70	–	5	10.14	–
 (B) 25mm Cappit/Jumbo Vent.	C238	W	5m	51.57	–	5	10.31	–
 Circular Soffit Ventilator	C267	W	–	–	–	50	43.12 pk	–

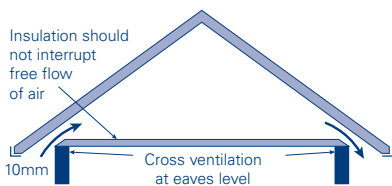
Over-Fascia Protection and Ventilation

Description	Code No.	Colours*	Length	Price/Length	Colours	Pack Quantity	Price/pack	
							White £	Colours £
 (A) Over Fascia Ventilator	C504	Z	1m	–	–	25	–	191.24
(B) Over Fascia Ventilator	C505	Z	1m	–	–	20	–	207.18
 Jumbotec™	C502	Z	2.5m	–	–	5	–	108.98
 (A) Vented Eaves Protector	C404	Z	1.0m	–	–	30	–	370.77
(A) Bird Comb (Attaches to C404)	C405	Z	1.0m	–	–	30	–	48.11
Sealing Tape	C403	–	10m	–	–	1	–	26.50

(A) Suitable for roof pitch >15°. Air gap equivalent to continuous 10mm
 (B) Suitable for roof pitch <15°. Air gap equivalent to continuous 25mm

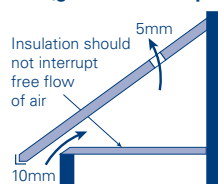
1. Duo-Pitched Roof

(greater than 15 pitch but less than 70)



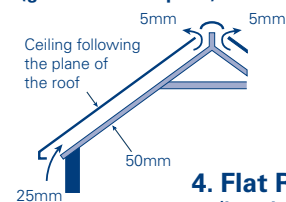
2. Mono-Pitched Roof

(greater than 15 pitch but less than 70)



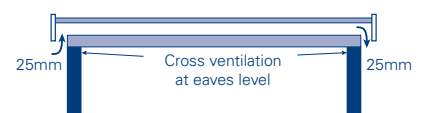
3. Duo-Pitched Roof

(greater than 15 pitch)









4. Flat Roof



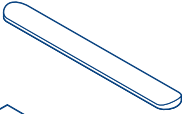
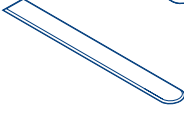



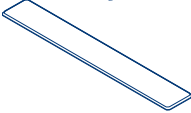



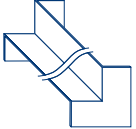
(less than 15 pitch)



Window Boards

Description	Code No.	Colours*	Length	Price/Length		Pack Quantity	Price/Metre		
				White/Cream £	Colours £		White £	Colours £	
Bullnose Jumbo™ (25mm Thick)									
 405mm (double ended)	C277	W	5m	211.27	–	1	42.25	–	
355mm (double ended)	C188	W	5m	174.33	–	1	34.87	–	
250mm	C158	W	5m	144.10	–	1	28.82	–	
225mm	C276	W	5m	127.22	–	1	25.44	–	
200mm	C275	W	5m	106.73	–	2	21.35	–	
175mm	C274	W	5m	92.95	–	2	18.59	–	
150mm	C157	W	5m	86.27	–	2	17.25	–	
Bullnose Window Board (9mm thick)									
 405mm	C266	W	5m	145.44	–	1	29.09	–	
300mm	C265	W	5m	108.98	–	2	21.80	–	
250mm	C264	W	5m	91.17	–	2	18.23	–	
225mm	C263	W	5m	81.82	–	2	16.36	–	
200mm	C262	W	5m	72.94	–	2	14.59	–	
175mm	C261	W	5m	64.04	–	2	12.81	–	
150mm	C260	W	5m	54.67	–	2	10.93	–	
Cappit™ - 35mm leg (9mm thick)									
 605mm	C108	W	5m	266.87	–	1	53.37	–	
405mm (double-ended)	C150	W	5m	188.61	–	1	37.72	–	
400mm	C094	W	5m	182.83	–	1	36.57	–	
300mm	C104	W/J	5m	135.19	–	2	27.04	–	
250mm	C098	W/J/H	5m	112.95	–	2	22.59	–	
225mm	C120	W/J/H	5m	101.83	–	2	20.37	–	
200mm	C217	W/J	5m	90.72	–	2	18.14	–	
175mm	C095	W/J	5m	79.15	–	2	15.83	–	
150mm	C107	W/J/H	5m	70.70	–	2	14.14	–	
Cappit™ - 42mm leg (7mm thick)									
 455mm (double-ended)	C197	W	5m	211.89	–	2	42.38	–	
354mm	C195	W	5m	161.81	–	2	32.36	–	
250mm	C194	W	5m	112.95	–	4	22.59	–	
225mm	C193	W	5m	101.83	–	4	20.37	–	
200mm	C192	W	5m	90.72	–	4	18.14	–	
175mm	C191	W	5m	79.15	–	4	15.83	–	
150mm	C190	W	5m	70.70	–	4	14.14	–	
Euro-Cappit™ - 60mm leg (9mm thick)									
 405mm	C436	W	5m	199.24	–	1	39.85	–	
250mm	C434	W	5m	123.21	–	2	24.64	–	
225mm	C433	W	5m	111.21	–	2	22.24	–	
200mm	C432	W	5m	98.72	–	2	19.74	–	
175mm	C435	W	5m	86.73	–	2	17.35	–	
150mm	C430	W	5m	76.95	–	2	15.39	–	
Euro-Cappit™ - 75mm leg (9mm thick)									
 405mm	C443	W	5m	213.51	–	1	42.70	–	
250mm	C441	W	5m	131.66	–	2	26.33	–	
225mm	C440	W	5m	118.31	–	2	23.66	–	
200mm	C439	W	5m	105.85	–	2	21.17	–	
175mm	C442	W	5m	92.50	–	2	18.50	–	
150mm	C437	W	5m	82.30	–	2	16.46	–	
100mm	C438	W	5m	62.25	–	2	12.45	–	










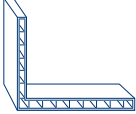

Window Board Accessories

Description	Code No.	Colours*	Length	Price/Length		Pack Quantity	Price/Metre		
				White £	Colours £		White £	Colours £	
 Window Board Channel (9mm)	C037	W	5m	11.98	–	20	2.40	–	
							Price/pack		
 Bullnose Jumbo End Cap - curved	C272	W	100mm	–	–	5	10.63	–	
 Long Bullnose Jumbo End Cap - curved	C273	W	300mm	–	–	5	30.26	–	
 Long Bullnose Jumbo End Cap - flat	C209	W	300mm	–	–	20	40.01	–	
 Cappit/Jumbo End Cap (35mm Leg)	C212	W	50mm	–	–	20	20.90	–	
 Long Cappit/Jumbo End Cap (35mm Leg)	C278	W/J	300mm	–	–	10	20.00	–	
 Cappit End Cap (42mm Leg)	C138	W	100mm	–	–	10	21.31	–	
 Long Cappit End Cap (42mm Leg)	C199	W	300mm	–	–	10	21.92	–	
 Bullnose Window Board End Cap (35mm Leg)	C050	W	135mm	–	–	5	10.63	–	
 Long B/N Window Board End Cap (35mm Leg)	C048	W	300mm	–	–	10	20.00	–	
 EuroCappit End Cap (60mm Leg)	C139	W	100mm	–	–	10	22.23	–	
 Cappit Reveal Corner (D/E)	C271	W	500mm	–	–	2	31.13	–	

Useful Information

- Exposed ends of Window Boards are finished with matching End Caps, cut to required overhang size and secured with Swish General Purpose Adhesive (C079)

Window Trims

Description	Code No.	Colours*	Length	Price/Length		Pack Quantity	Price/Metre	
				White/Cream £	Colours £		White £	Colours £
 12mm Quadrant	C021	W/J	5m	6.20	–	20	1.24	–
 17.5mm Quadrant	C216	W/H/J	5m	8.22	–	20	1.64	–
 20mm Edge Mould	C016	W/J	5m	6.90	–	25	1.38	–
 Scotia Mould	C017	W	5m	8.43	–	20	1.69	–
 Rectangles 15 x 12.5mm Rectangle 25 x 20mm Rectangle	C019	W/J	5m	9.33	–	25	1.87	–
	C012	W/J	5m	25.67	–	10	5.13	–
 25 x 6mm Batten	C015	W	5m	7.48	–	25	1.50	–
 Dee Moulds 75mm 50mm 25mm	C243	W	5m	21.77	–	10	4.35	–
	C242	W	5m	17.10	–	10	3.42	–
	C205	W/J	5m	7.29	–	25	1.46	–
 28mm (Flat Back)	C206	W	5m	7.60	–	25	1.52	–
 External Angles 50 x 50mm 25 x 25mm	C056	W	5m	27.11	–	10	5.42	–
	C018	W	5m	8.67	–	20	1.73	–
 80 x 100 Hollow Angle	C020	W/J	5m	46.25	–	5	9.25	–
 Flexi-Angles (2mm) 75mm 45mm	ST75	W	5m	16.89	–	10	3.38	–
	ST45	W	5m	12.75	–	10	2.55	–

Useful Information

- See Page 20 for details of our extended range of Mahogany, Light Oak and Rosewood foiled window trims.









*W = WHITE

J = BRIGHT WHITE

H = CREAM (RAL9001)

Skirtings and Architraves







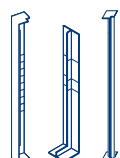

Description	Code No.	Colours*	Length	Price/Length		Pack Quantity	Price/Metre	
				White/Cream £	Colours £		White £	Colours £
 6mm Thick 95mm Skirting 70mm Skirting 45mm Architrave	C259	W/J	5m	26.68	–	5	5.34	–
	C258	W/J	5m	16.67	–	10	3.33	–
	C254	W/J	5m	14.22	–	10	2.84	–
 6mm Thick - Castellated 95mm Skirting 70mm Skirting 45mm Architrave	C522	W/J	5m	26.68	–	5	5.34	–
	C521	W/J	5m	16.67	–	10	3.33	–
	C520	W/J	5m	14.22	–	10	2.84	–
 7.5mm Thick 125mm Cloaking 100mm Cloaking 75mm Cloaking/Skirting 50mm Cloaking/Architrave 35mm Cloaking	C226	W	5m	40.22	–	5	8.04	–
	C024	W/H	5m	31.79	–	5	6.36	–
	C023	W/H	5m	21.31	–	10	4.26	–
	C022	W/H	5m	16.67	–	10	3.33	–
	C270	W/H	5m	12.90	–	10	2.58	–
 12mm Thick 70mm Skirting 45mm Architrave	C223	W/H	5m	29.76	–	10	5.95	–
	C222	W/H	5m	18.00	–	10	3.60	–
 12mm Thick 95mm Ogee Skirting	C225	W	5m	36.48	–	5	7.30	–
 Decorative Profiles 120mm x 13mm Trim 70mm x 15mm Trim	SP120	W	5m	60.69	–	7	12.14	–
	SD70	W	5m	31.79	–	10	6.36	–

Useful Information

- See Page 20 for details of our extended range of Mahogany, Light Oak, Rosewood and Irish Oak foiled Skirtings and Architraves.
- 12mm Ogee profile (C225) is particularly useful as a decorative addition to bargeboards. Fitted above the Roofstyle System, it adds depth and decorative detail.

NEW



Roofline (Foiled Profiles)

Description	Code No.	Length	Pack Qty.	Price/Length					
				(M) £	(C) £	(R) £	(Q) £	(Z) £	
Square Fascia (16mm)									
 405mm	C351	5m	1	349.71	371.09	402.17	423.15	402.17	
250mm	C349	5m	2	223.42	233.13	242.86	256.93	242.86	
225mm	C348	5m	2	203.98	213.70	223.42	234.58	223.42	
200mm	C347	5m	2	184.59	190.40	200.12	212.28	200.12	
175mm	C346	5m	2	174.85	178.74	190.40	201.07	190.40	
150mm	C345	5m	2	165.16	174.85	182.64	189.93	182.64	
Tudor Board (20mm)									
 150mm	C540	5m	2	178.91	187.81	205.73	–	205.73	
Vented Soffit (9mm)									
 405mm	C410	5m	1	340.00	360.39	379.80	–	379.80	
300mm	C308	5m	2	281.74	294.32	306.96	–	306.96	
225mm	C397	5m	2	213.70	224.40	235.09	–	235.09	
175mm	C306	5m	2	183.58	188.46	200.12	–	200.12	
150mm	C305	5m	2	173.87	183.58	189.48	–	189.48	
Flat Boards (9mm)									
 405mm	C248	5m	1	213.70	224.40	245.75	256.44	245.75	
300mm	C246	5m	2	174.85	183.58	194.28	209.82	194.28	
225mm	C245	5m	2	110.30	113.64	120.45	126.84	120.45	
200mm	C244	5m	2	91.13	94.72	100.03	104.81	100.03	
175mm	C241	5m	2	83.18	87.44	91.32	95.65	91.32	
150mm	C240	5m	2	72.03	74.21	77.72	82.84	77.72	
100mm	C239	5m	5	49.40	51.87	54.33	–	54.33	
Roof Trims									
 Soffit Joint Trim	C041	5m	2	55.57	58.97	64.02	66.73	64.02	
Price/pack									
 Face-Fix Joint (double-ended)	C326	500mm	2	79.37	79.37	79.37	–	91.32	
Square Joint	C235	300mm	10	135.61	135.61	155.91	162.75	155.91	
 90° Square Corner (double-ended)	C415	500mm	2	84.15	84.15	84.15	–	96.74	
90° Square Corner	C232	300mm	10	144.58	144.58	166.29	173.60	166.29	
Square Internal Corner	C298	500mm	2	84.15	84.15	84.15	–	96.74	
 Gable Finial	C459	340mm	5	83.81	83.81	83.81	–	83.81	

Useful Information









- See Page 21 for details of our range of matching Trimtop Nails
- For samples of the complete range of Swish foil finishes please contact the Swish Marketing Team on 01827 317212 or e-mail them on marketing@swishbp.co.uk

Claddings (Foiled Profiles)

Description	Code No.	Length	Pack Qty.	(M) £	Price/Length			
					(C) £	(B) £	(R) £	(Z) £
 150mm Shiplap Cladding	C002	5m	5	116.58	128.29	–	128.29	134.25
 100mm Open V Cladding	C269	5m	5	97.15	106.86	–	106.86	111.87

IMPORTANT - All foiled cladding installations **MUST** be ventilated to stop the build-up of heat behind the profiles. Please see the **Useful Information** section at the bottom of this page.

Cladding Trims (Foiled Profiles)

 Universal Channel	C026	5m	5	44.70	47.60	–	47.60	51.43
 Universal Starter Trim (BROWN - not foiled)	C027	5m	10	–	–	28.25	–	–
 2-Part Joint (Male) 2-Part Joint White (Female)	C051 C052	5m	5 (see Page 4)	58.28	62.17	–	62.17	67.03
 2-Part Corner (Female) 2-Part Corner (Male) White	C293 C292	5m	5 (see Page 4)	77.72	81.59	–	81.59	89.39
 2-Part Trim (Male) 2-Part Trim (Female) White	C290 C291	5m	5 (see Page 3)	38.86	40.82	–	40.82	44.73
 60 x 15mm Angle Vent (BROWN - not foiled)	C065	5m	5	–	–	30.40	–	–
 150mm Shiplap Joint Cover	C043		10	87.39	91.78	–	91.78	100.54
 100mm Open V Joint Cover	C281		10	84.42	88.68	–	88.68	97.05

Price/pack

Useful Information

- Foiled PVC-ue installations can suffer from excessive expansion and contraction due to heat absorption. Specifiers and installers must therefore satisfy themselves that sufficient provision has been made to avoid significant thermal movement. It is the specifiers and installers responsibility to determine the actual requirement of a particular installation to avoid excessive thermal movement.
- **Allow a minimum of 50mm vented airspace to the rear of the cladding installation.** At the bottom edge of the cladding, omit the horizontal batten to allow a free air path between vertical battens. Continuity of the ventilation path can be achieved by venting into the eaves or leaving a 10mm air gap between the cladding and soffit. Angle ventilators C061 and C065 (or similar) can be installed to stop insect ingress. At all joints, end abutments, corners and top edge terminations, allow an 5mm expansion gap at each board end.

NEW

Window Boards (Foiled Profiles)

Description	Code No.	Length	Pack Qty.	Price/Length				
				(M) £	(C) £	(R) £	(Q) £	(Z) £
Cappit (9mm thick)								
405mm (D/E)	C150	5m	1	254.52	268.10	268.10	–	283.64
300mm	C104	5m	2	174.85	183.30	183.30	–	194.18
250mm	C098	5m	2	145.72	152.72	152.72	–	161.83
225mm	C120	5m	2	121.41	125.32	125.32	139.64	132.79
200mm	C217	5m	2	108.98	114.45	114.45	–	118.80
175mm	C095	5m	2	97.39	100.35	100.35	111.99	104.82
150mm	C107	5m	2	91.32	93.24	93.24	–	98.78
Bullnose Window Board (9mm thick)								
405mm	C266	5m	1	–	–	321.75	–	–
225mm	C263	5m	2	121.41	125.32	125.32	139.64	–
175mm	C261	5m	2	97.39	100.35	100.35	111.99	–










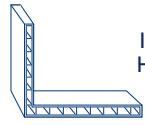
Window Board End Caps (Foiled)

Description	Code No.	Length	Pack Qty.	Price/pack				
				(M) £	(C) £	(R) £	(Q) £	(Z) £
Long Cappit Board (Foiled)	C279	300mm	10	69.60	69.60	69.60	83.52	69.60
Cappit Board (self coloured)	C212	50mm	20	21.77	21.77	–	–	–
Bullnose Window Board (self coloured)	C050	135mm	5	11.59	11.59	–	–	–
Long B/N Window Board (Foiled)	C047	300mm	10	77.96	77.96	77.96	93.55	–




Useful Information

- Fix with Swish Low Modulus Silicone or Swish General Purpose adhesive to dry substrates only. Where there is a risk of heat build-up, introduce an expansion gap and fill with silicone if necessary.
- Foiled surfaces should be cleaned regularly with a damp, soft cloth. If necessary, a mild detergent or soap in luke warm water can be used. Polishes should be avoided, as should any abrasive or organic solvent cleaners.
- Further installation information can be found on the reverse of the Swish 10 Year Guarantee for Foiled Profiles. For your copy please contact the Marketing Team on 01827 317212 or e-mail marketing@swishbp.co.uk.

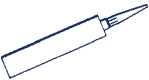
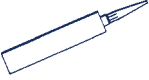
Window Trims (Foiled Profiles)

Description	Code No.	Length	Pack Qty.	Price per Length						
				(M) £	(C) £	(R) £	(Q) £	(K) £	(D) £	(Z) £
 6mm Thick 95mm Skirting 70mm Skirting 45mm Architrave	C259	5m	5	40.92	40.92	42.97	47.05	52.51	52.51	47.05
	C258	5m	10	30.26	30.26	31.87	34.81	39.06	39.06	34.81
	C254	5m	10	23.11	23.11	24.29	26.56	29.30	29.30	26.56
 7.5mm Thick 100mm 75mm 50mm	C024	5m	5	42.25	–	–	–	–	–	–
	C023	5m	10	32.03	–	–	–	–	–	–
	C022	5m	10	25.33	–	–	–	–	–	–
 20mm Edge Mould	C016	5m	25	16.42	16.42	17.28	18.88	22.13	–	18.88
 15 x 12.5mm Rectangle 25 x 20mm Rectangle	C019	5m	25	18.66	–	–	–	–	–	–
	C012	5m	10	49.76	49.76	52.24	57.29	63.58	–	57.29
 12mm Quadrant	C021	5m	20	16.42	16.42	17.21	–	22.13	–	18.88
 17.5mm Quadrant	C216	5m	20	17.78	17.78	18.65	20.43	23.76	23.76	20.43
 26mm Batten	C015	5m	25	20.77	20.77	21.84	–	–	–	–
 25mm Dee Mould	C205	5m	25	17.78	17.78	18.65	20.43	21.48	21.48	20.43
 25 x 25mm Angle 50 x 50mm Angle	C018	5m	20	35.58	35.58	37.31	–	–	–	40.86
	C056	5m	10	60.32	60.32	63.16	–	–	–	69.37
 100 x 80mm Hollow Angle	C020	5m	5	100.54	100.54	105.18	–	–	–	115.63

Fixing Pins, Nails and Screws (Stainless Steel)

Description	Code No.	Colours*	Grade of Stainless Steel	Box Qty.	Price per Box	
					White £	Colours £
 Trimtop Nails 30mm 40mm 50mm 65mm	C080	W	Marine (A4)	250	31.90	–
	C081	W/E/T/M/C/Q/Z	Marine (A4)	250	35.47	40.95
	C082	W/Z	Marine (A4)	100	26.77	28.56
	C083	W/E/T/M/C/Q/Z	Marine (A4)	100	29.54	34.65
 Fixing Pins 25mm 30mm 50mm	C203		Marine (A4)	250	10.26	–
	C204		Marine (A4)	250	11.43	–
	C228		Marine (A4)	100	16.82	–
 A4 Capped Screws 30mm 40mm 50mm 65mm	C074	W	Marine (A4)	100	23.24	–
	C071	W	Marine (A4)	100	25.19	–
	C072	W	Marine (A4)	100	27.14	–
	C073	W	Marine (A4)	100	32.69	–

Sealants and Adhesives

Description	Code No.	Colours*	Unit Size	Box Qty.	Price per Box	
					White £	Colours £
 Low Modulus Silicone	C077	W	300ml	25	139.06	–
		N	300ml	25	151.29	–
 General Purpose Adhesive	C079	W	310ml	12	40.33	–

Useful Information

- Beware of low quality Fixings, Silicones and Adhesives.
- Swish profiles should be fitted with SWISH fixings, sealants and/or adhesives at all times. Use of alternative fixings, silicones and adhesives could lead to installation failure.

NEW

NEW

*W = WHITE

E = LIGHT GREY

T = HAZY GREY

M = MAHOGANY

C = LIGHT OAK

R = ROSEWOOD

Q = IRISH OAK

Z = BLACK/ANTHRACITE

Index

Code	Description	Page No.	Code	Description	Page No.
C001	100mm SHIPLAP CLADDING	3	C107	150mm CAPPIT	7, 13 & 19
C002	150mm SHIPLAP CLADDING	3 & 18	C108	605mm CAPPIT	7 & 13
C003	150mm OPEN V CLADDING	3	C111	405mm SQUARE FASCIA (16mm) 1.25m	6
C005	150mm TWIN SHIPLAP CLADDING	3	C112	405mm BULLNOSE JUMBO (1.25m)	5
C012	25 x 20mm RECTANGLE	15 & 20	C113	405mm JUMBO BOX-END (D/E)	5
C013	300mm GEE PEE (fluted)	11	C114	405mm CAPPIT BOX-END (D/E)	7
C015	25 x 7mm Batten	15 & 20	C116	405mm OGEE JUMBO BOX-END (D/E)	5
C016	20mm EDGE MOULD	15 & 20	C117	405mm x 16mm OGEE BOX-END (D/E)	6
C017	22mm SCOTIA MOULD	15	C119	405mm x 16mm BULLNOSE BOX-END	6
C018	25mm EXTERNAL ANGLE	15 & 20	C199	CAPPIT END CAP (42mm Leg)	14
C019	15mm x 12.5mm RECTANGLE	15 & 20	C120	225mm CAPPIT	7, 13 & 19
C020	80 x 100mm HOLLOW ANGLE	15 & 20	C138	CAPPIT END CAP (42mm Leg)	14
C021	12mm QUADRANT	15 & 20	C139	EUROCAPPIT END CAP	14
C022	50mm CLOAKING PROFILE	16 & 20	C140-C146	OGEE JUMBO	5
C023	75mm CLOAKING PROFILE	16 & 20	C150	405mm CAPPIT (D/E)	7, 13 & 19
C024	100mm CLOAKING PROFILE	16 & 20	C151	405mm JUMBO (D/E)	5
C026	UNIVERSAL CHANNEL	3 & 18	C153	JUMBO JOINT	8
C027	UNIVERSAL STARTER TRIM	4 & 18	C154	JUMBO CORNER	8
C028	WALL STARTER TRIM	4	C157	150mm BULLNOSE JUMBO	5 & 13
C029	DRIP STARTER TRIM	4	C158	250mm BULLNOSE JUMBO	5 & 13
C030	EXTERNAL CORNER TRIM	4	C161	150mm x 16mm OGEE FASCIA	6
C033	CENTRE JOINT TRIM	4	C162	175mm x 16mm OGEE FASCIA	6
C034	COVER TRIM	3	C163	200mm x 16mm OGEE FASCIA	6
C035	DRIP TRIM	4	C164	225mm x 16mm OGEE FASCIA	6
C036	SOFFIT TO WALL TRIM	9	C165	250mm x 16mm OGEE FASCIA	6
C037	WINDOW BOARD CHANNEL	14	C166	355mm x 16mm OGEE FASCIA	6
C038	FELT ROOF EDGE TRIM	9	C167	405mm x 16mm OGEE FASCIA	6
C039	PLANK TOP TRIM	4	C188	355mm BULLNOSE JUMBO	5
C040	UNI. CHANNEL + BATTEN COVER	4	C203/C204	25mm and 33mm FIXINGS	21
C041	SOFFIT JOINT TRIM (Extruded)	9 & 17	C205	25mm DEE MOULD	15 & 20
C042	100mm SHIPLAP JOINT	4	C206	28mm DEE MOULD	15
C043	150mm SHIPLAP JOINT	4	C208	125mm FEATHEREDGE CLADDING	3
C044	150mm OPEN V JOINT	4	C209	LONG B/NOSE JUMBO END CAP	14
C045	300mm SHIPLAP JOINT	4	C212	CAPPIT/JUMBO BRD END CAPS	14 & 19
C047	B/N WINDOW BRD END CAP (Foiled)	19	C216	17.5mm QUADRANT	15 & 20
C048	LONG B/N WINDOW BRD END CAP	14	C217	200mm CAPPIT	7, 13 & 19
C050	B/N WINDOW BRD END CAP	14 & 19	C222	45mm ARCHITRAVE	16
C051/2	2-PART JOINT TRIM (MALE/FEMALE)	4 & 18	C223	70mm SKIRTING	16
C054	VERTICAL LINK CHANNEL	9	C225	95mm PENCIL/OGEE SKIRTING	16
C055	125mm TEE GEE CLADDING	3	C226	125mm CLOAKING	16
C056	50mm EXTERNAL ANGLE	15 & 20	C228	50mm FIXING PINS	21
C057	125mm TEE GEE/FEATHER EDGE JOINT	4	C232	SQUARE FACE-FIX CORNER	8 & 17
C058	150mm OPEN V POLO	11	C233	OGEE FACE-FIX CORNER	8
C059	SOFFIT JOINT TRIM (2.5m)	9	C235	SQUARE FACE-FIX JOINT	8 & 17
C061	30mm x 15mm ANGLE VENTILATOR	12	C236	OGEE CAPPIT JOINT TRIM	8
C062	SOFFIT/WALL VENTILATOR	12	C237	10mm CAPPIT JUMBO VENTILATOR	12
C065	60mm x 15mm VENTILATOR	4, 12 & 18	C238	25mm CAPPIT JUMBO VENTILATOR	12
C066	25mm FASCIA/SOFFIT VENTILATOR	12	C239	100mm GEE PEE	11 & 17
C068	60mm x 15mm ANGLE TRIM	4	C240	150mm GEE PEE	11 & 17
C069	30mm x 15mm ANGLE TRIM	4	C241	175mm GEE PEE	11 & 17
C071-C074	CAPPED SCREWS	21	C242	50mm DEE MOULD	15
C077	LOW MOD. SILCONE 310ml	21	C243	75mm DEE MOULD	15
C079	GENERAL PURPOSE ADHESIVE 310ml	21	C244-C249	GEE PEE BOARDS	11 & 17
C080-C083	TRIMTOP FIXINGS	21	C251	500mm GEE PEE	11
C084-C089	OGEE CAPPIT BOARDS	7	C252	605mm GEE PEE	11
C094	400mm CAPPIT	7 & 13	C253	250mm GEE PEE	11
C095	175mm CAPPIT	7, 13 & 19	C254	45mm ARCHITRAVE (6mm)	16 & 20
C098	250mm CAPPIT	7, 13 & 19	C257	100mm GEE PEE	11
C104	300mm CAPPIT	7, 13 & 19	C258	70mm ARCHITRAVE/SKIRTING (6mm)	16 & 20

Index

Code	Description	Page No.	Code	Description	Page No.
C259	95mm SKIRTING (6mm)	16 & 20	C392	405mm POLO (25mm)	11
C260	150mm B/N WINDOW BOARD	13	C397	225mm POLO (10mm)	11 & 17
C261	175mm B/N WINDOW BOARD	13 & 19	C398	225mm POLO (25mm)	11
C262	200mm B/N WINDOW BOARD	13	C403	SEALING TAPE	12
C263	225mm B/N WINDOW BOARD	13 & 19	C404	VENTED EAVES PROTECTOR	12
C264	250mm B/N WINDOW BOARD	13	C405	BIRD COMB	12
C265	300mm B/N WINDOW BOARD	13	C410	405mm POLO (10mm)	11 & 17
C266	405mm B/N WINDOW BOARD	13 & 19	C412	330mm POLO (10mm)	11
C267	CIRCULAR SOFFIT VENTILATOR	12	C413	250mm POLO (10mm)	11
C269	100mm OPEN V CLADDING	3 & 18	C415	SQUARE (2-PART) EXT. CORNER	8 & 17
C270	35mm CLOAKING PROFILE	16	C417	OGEE (2-PART) EXT. CORNER	8
C271	CAPPIT REVEAL CORNER	14	C418	BULLNOSE (2-PART) EXT. CORNER	8
C272	BULLNOSE JUMBO END CAP	14	C420	150mm x 16mm BULLNOSE FASCIA	6
C273	BULLNOSE JUMBO END CAP	14	C421	175mm x 16mm BULLNOSE FASCIA	6
C274-C277	175mm - 405mm BULLNOSE JUMBO	5 & 13	C422	200mm x 16mm BULLNOSE FASCIA	6
C278	CAPPIT/JUMBO END CAP	14	C423	225mm x 16mm BULLNOSE FASCIA	6
C279	CAPPIT/JUMBO END CAP	19	C424	250mm x 16mm BULLNOSE FASCIA	6
C280	355mm JUMBO (D/E)	5	C425	355mm x 16mm BULLNOSE FASCIA	6
C281	100mm OPEN V JOINT	4 & 18	C426	405mm x 16mm BULLNOSE FASCIA	6
C285-C289	150mm - 250mm JUMBO	5	C430-C443	EURO-CAPPIT	13
C290/1	2 PART UNIVERSAL TRIM (Male/Female)	3 & 18	C445-C446	ROOFSTYLE DECORATIVE MOULDINGS	9
C292/3	2 PART CORNER TRIM	3 & 18	C448	455mm x 16mm BULLNOSE FASCIA	6
C294	CAPPIT EXTERNAL CORNER	8	C450	ROOFSTYLE APEX MOULDING	9
C298	SQUARE INTERNAL CORNER	8 & 17	C457	CONVEX DECORATIVE ROOFLINE	9
C299	BULLNOSE EXTERNAL JOINT	8	C458	CONCAVE DECORATIVE ROOFLINE	9
C300	OGEE INTERNAL CORNER	8	C459	GABLE FINIAL	9 & 17
C301	BULLNOSE EXTERNAL CORNER	8	C466	3D ROOF SPIRE (910mm)	9
C302	CAPPIT JOINT	8	C470	FEATURE CORBEL	10
C305	150mm POLO (10mm)	11 & 17	C471	SMALL GALLOWS BRACKET	10
C306	175mm POLO (10mm)	11 & 17	C472	LARGE GALLOWS BRACKET	10
C308	300mm POLO (10mm)	11 & 17	C473	BRACING BAR (1500mm)	9
C309	450mm POLO (10mm)	11	C474	GRP BALL FINIAL (965mm)	9
C310	125mm TEEGEE POLO	11	C475	ROOF SPIRE (910mm) Flat Backed	9
C311	150mm POLO (25mm)	11	C476	ROOF SPIRE (1310mm) Flat Backed	9
C314	300mm POLO (25mm)	11	C480	DENTIL 01	10
C315	450mm POLO (10mm)	11	C481	DENTIL 02	10
C321	BULLNOSE INTERNAL CORNER	8	C482	DENTIL 03	10
C326	SQUARE JOINT	8 & 17	C483	DENTIL 04	10
C317	FLAT BOARD JOINT	8	C492	135° EXTERNAL CORNER	8
C328	BULLNOSE JOINT	8	C493	135° INTERNAL CORNER	8
C329	OGEE JOINT	8	C496	GRP BALL FINIAL (1500mm)	9
C345	150mm x 16mm SQUARE FASCIA	6 & 17	C497	JOINING BRACKET	9
C346	175mm x 16mm SQUARE FASCIA	6 & 17	C502	JUMBOTEC	12
C347	200mm x 16mm SQUARE FASCIA	6 & 17	C504	OVER FASCIA VENTILATOR (10mm)	12
C348	225mm x 16mm SQUARE FASCIA	6 & 17	C505	OVER FASCIA VENTILATOR (25mm)	12
C349	250mm x 16mm SQUARE FASCIA	6 & 17	C520	45mm CASTELLATED ARCHITRAVE	16
C350	300mm x 16mm SQUARE FASCIA	6 & 17	C521	70mm CASTELLATED ARCH/SKIRT.	16
C351	405mm x 16mm SQUARE FASCIA (D/E)	6 & 17	C522	95mm CASTELLATED SKIRTING	16
C354	405mm x 16mm FLAT FASCIA	6	C530	605mm POLO (10mm)	11
C355	150mm x 16mm FLAT FASCIA	6	C540	Tudor Boards	17
C356	175mm x 16mm FLAT FASCIA	6	C600	M-BOSS 150mm SHIPLAP	3
C357	200mm x 16mm FLAT FASCIA	6	C605	M-BOSS 150mm TWIN SHIPLAP	3
C358	225mm x 16mm FLAT FASCIA	6	C630	M-BOSS 150mm CLADDING JOINT	4
C359	250mm x 16mm FLAT FASCIA	6	C631	M-BOSS 300mm CLADDING JOINT	4
C360	BULLNOSE JUMBO JOINT	8	SD70	70mm x 15mm DECORATIVE TRIM	16
C361	BULLNOSE JUMBO EXT. CORNER	8	SPI20	120mm x 10mm DECORATIVE TRIM	16
C365	300mm x 16mm SQUARE FASCIA	6	ST45	45mm FLEXI-ANGLE	15
C366	455mm x 16mm Square Fascia	6	ST75	75mm FLEXI-ANGLE	15
C380	200mm POLO (10mm)	11			



BS 7619
Licence No. KM33730



FM 09180



EMS 513947



OHS 523157

For further details contact:

Swish[®]
BUILDING PRODUCTS

SBP Limited, Pioneer House, Mariner, Lichfield Road Industrial Estate,
Tamworth, Staffordshire B79 7TF

Telephone: (01827) 317200

Fax: (01827) 316169

e-mail: marketing@swishbp.co.uk

www.swishbp.co.uk

© SBP Limited 06/12

Swish, M-Boss, Tee Gee, Gee Pee, Polo, Cappit, Jumbo and Jumbotec
are all registered trademarks

A272