


KNOW THE RANGE - Fascias

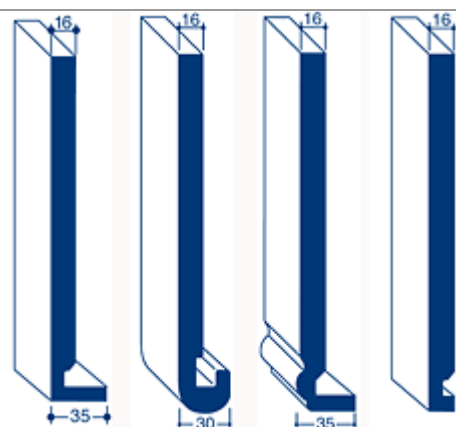


Replacement boards

Swish Jumbo boards and Swish foiled boards do not require a timber backing board. They are fixed directly to the rafter foot and bear the weight of guttering and eaves tiles. **BBA Certificate No 91/2620**

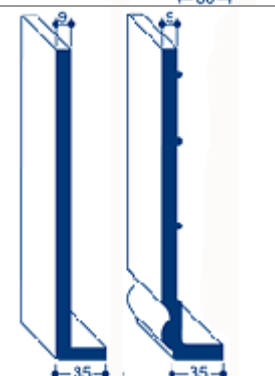
M-Boss

A range of square fascia profiles embossed with a decorative grained finish. M-Boss provides the perfect combination of low-maintenance, cellular PVC with a traditional timber-like appearance.



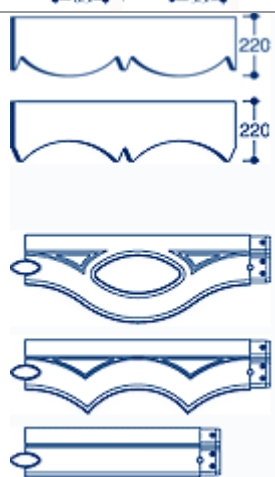
16mm Replacement boards

Swish 16mm boards and their foiled versions do not require a timber backing board. They are fixed directly to the rafter foot and bear the weight of guttering and eaves tiles.



Over-capping boards

Cappit and Ogee Cappit can be fitted over the face of sound existing timber components but are not load bearing in respect of gutters and eaves tiles.



Decorative Bargeboards

There are two Swish systems:

- i) Decorative Roofline consists of concave and convex designs in 5m lengths.
- ii) Roofstyle is a system of moulded 450mm components (convex & concave) that fit to the face of an existing board.