

| | | | |
|----------------------|------|-----|-------|
| Uniclass L5:P7113 | | | |
| CI/SB | (4-) | Hn7 | 05.11 |

Swish[®]
BUILDING PRODUCTS



Trade Price List

- Roofline
- Cladding
- Window Boards
- Interior Trims
- Foiled Products

**Prices Effective
5th October, 2009
Issue No. 4**



FM 09180

EMS 513947

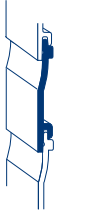






OHS 523157

Fax Order Line: 01827 316169



| ◆ NEW 20 YEAR GUARANTEE ON SWISH WHITE PROFILES ◆ | Page No. |
|--|----------|
| Cladding Systems (Plain and M-Boss) | 3 |
| Cladding Trims | 3 & 4 |
| Replacement/New Build Fascia (25mm and 20mm) | 5 |
| Replacement/New Build Fascia (16mm) | 6 |
| Refurbishment Fascia and M-Boss Range | 7 |
| Roofline Corners & Joints | 8 |
| Roof Trims, Roofstyle and Decorative Roofline profiles | 9 |
| Gallow and Dentils | 10 |
| Gee Pee and Pre-vented Soffits | 11 |
| Roof Ventilation and Over Fascia Protection | 12 |
| Window Boards | 13 |
| Window Board Accessorites | 14 |
| Window Trims | 15 |
| Skirtings and Architraves | 16 |
| | |
| ◆ 10 YEAR GUARANTEE ON SWISH FOILED PROFILES ◆ | |
| FOILED PROFILES | |
| Roofline | 17 |
| Cladding System | 18 |
| Window Boards and Accessories | 19 |
| Window Trims | 20 |
| | |
| Fixings, Sealants & Adhesives | 21 |
| | |
| INDEX | 22 & 23 |

All Prices are exclusive of VAT

Cladding System - Plain

| Description | Code No. | Colours* | Length | Price/Length | | Pack Quantity | Price/Metre | |
|--|----------|----------|--------|--------------|-----------|---------------|-------------|-----------|
| | | | | White £ | Colours £ | | White £ | Colours £ |
|  <p>100mm Shiplap (Sq. metre price £67.24 for White)</p> | C001 | W | 5m | 33.62 | – | 5 | 6.72 | – |
|  <p>150mm Shiplap (Sq. metre price £59.53 for White)</p> | C002 | W/U | 5m | 44.65 | 52.03 | 5 | 8.93 | 10.41 |
|  <p>300mm Shiplap Twin Plank (Sq. metre price £68.44 for White)</p> <p>Note: See Page 4 for Joint Cover C045</p> | C005 | W | 5m | 102.67 | 119.16 | 2 | 20.53 | 23.83 |
|  <p>100mm Open V (Sq. metre price £67.24 for White)</p> | C269 | W | 5m | 33.62 | – | 5 | 6.72 | – |
|  <p>150mm Open V (Sq. metre price £59.53 for White)</p> | C003 | W | 5m | 44.65 | – | 5 | 8.93 | – |
|  <p>125mm Tee Gee™ (Sq. metre price £64.91 for White)</p> | C055 | W | 5m | 40.57 | – | 5 | 8.11 | – |
|  <p>125mm Feather Edge (Sq. metre price £64.91 for White)</p> | C208 | W | 5m | 40.57 | – | 5 | 8.11 | – |

Cladding System - M-Boss Textured Surface

| | | | | | | | | |
|---|------|-------|----|--------|--------|---|-------|-------|
|  <p>NEW</p> <p>150mm Shiplap M-Boss (Sq. metre price £64.83 for White)</p> | C600 | F/Y/U | 5m | 48.63 | 56.69 | 5 | 9.73 | 11.34 |
|  <p>300mm TWIN Shiplap M-Boss (Sq. metre price £74.23 for White)</p> <p>Note: See Page 4 for Joint Covers</p> | C605 | F/Y/U | 5m | 111.36 | 130.51 | 5 | 22.27 | 26.10 |

*W = WHITE

F = White (Low Glow)





























Y = CREAM (Low Gloss)

U = SAHARA BEIGE




™Tee Gee is a Registered Trade Mark



Cladding Trims

| Description | Code No. | Colours* | Length | Price/Length | | Pack Quantity | Price/Metre | | |
|--|-------------|----------|------------|--------------|-----------|---------------|-------------------|-----------|--|
| | | | | White £ | Colours £ | | White £ | Colours £ | |
|  Universal Channel | C026 | W/H/U | 5m | 19.65 | 22.96 | 10 | 3.93 | 4.59 | |
|  Cover Trim | C034 | W | 5m | 12.68 | – | 20 | 2.54 | – | |
|  Plank Top Trim | C039 | W | 5m | 15.13 | – | 10 | 3.03 | – | |
|  Universal Channel + Batten Cover | C040 | W | 5m | 22.55 | – | 10 | 4.51 | – | |
|  2 Part Universal Trim (Male) | C290 | W/H | 5m | 19.64 | 22.94 | 10 | 3.93 | 4.59 | |
|  2 Part Universal Trim (Female) | C291 | W/H | 5m | 19.64 | 22.94 | 10 | 3.93 | 4.59 | |
|  60 x 15mm Angle Trim | C068 | W | 5m | 20.49 | – | 10 | 4.10 | – | |
|  30 x 15mm Angle Trim | C069 | W | 5m | 16.39 | – | 10 | 3.28 | – | |
|  External Corner Trim | C030 | W | 5m | 34.02 | – | 5 | 6.80 | – | |
|  2 Part Corner Trim (Male) | C292 | W/H/U | 5m | 20.90 | 24.59 | 5 | 4.18 | 4.92 | |
|  2 Part Corner Trim (Female) | C293 | W/H/U | 5m | 31.55 | 36.44 | 5 | 6.31 | 7.29 | |
|  Universal Starter Trim | C027 | W/U | 5m | 22.55 | 26.50 | 10 | 4.51 | 5.30 | |
|  Wall Starter Trim | C028 | W | 5m | 24.19 | – | 10 | 4.84 | – | |
|  Drip Starter Trim | C029 | W | 5m | 24.19 | – | 10 | 4.84 | – | |
|  Drip Trim | C035 | W | 5m | 22.55 | – | 10 | 4.51 | – | |
|  2 Part Joint Trim (Male) | C051 | W/H/U | 5m | 18.43 | 21.23 | 5 | 3.69 | 4.25 | |
|  2 Part Joint Trim (Female) | C052 | W | 5m | 26.64 | – | 5 | 5.33 | – | |
|  Centre Joint Trim | C033 | W | 5m | 33.62 | – | 5 | 6.72 | – | |
|  30 x 15mm Angle Vent | C061 | W | 5m | 23.76 | – | 5 | 4.75 | – | |
|  60 x 15mm Angle Vent | C065 | W | 5m | 24.35 | – | 5 | 4.87 | – | |
| | | | | | | | Price/pack | | |
|  100mm Shiplap Joint | C042 | W | – | – | – | 10 | 10.68 | – | |
|  150mm Shiplap Joint (Plain) | C043 | W | – | – | – | 10 | 11.45 | – | |
|  150mm Shiplap Joint (M-Boss) | C631 | W | W | – | – | – | 10 13.80 | – | |
| | | | NEW | | | | | | |
|  300mm Shiplap Joint (Plain) | C045 | W | – | – | – | 5 | 13.70 | – | |
|  300mm Shiplap Joint (M-Boss) | C630 | W | W | – | – | – | 5 16.60 | – | |
|  100mm Open V Joint Cover | C281 | W | – | – | – | 10 | 10.68 | – | |
|  150mm Open V Joint Cover | C044 | W | – | – | – | 10 | 11.45 | – | |
|  125mm Tee Gee/Feather Edge Joint Cover | C057 | W | – | – | – | 10 | 11.04 | – | |

Replacement/New Build Fascia (25mm and 20mm Range) - Installed direct to rafters

| Description | Code No. | Colours* | Length | Price/Length | | Pack Quantity | Price/Metre | | |
|---|----------|----------|--------|--------------|-----------|---------------|-------------|-----------|--|
| | | | | White £ | Colours £ | | White £ | Colours £ | |
| Bullnose Jumbo™ (25mm Thick) | | | | | | | | | |
|  405mm (double ended) | C277 | W | 5m | 194.72 | – | 1 | 38.94 | – | |
| 405mm (double ended) | C112 | W | 1.25m | 52.66 | – | 1 | 42.13 | – | |
| 355mm (double ended) | C188 | W | 5m | 160.67 | – | 1 | 32.13 | – | |
| 250mm | C158 | W | 5m | 132.81 | – | 1 | 26.56 | – | |
| 225mm | C276 | W | 5m | 117.25 | – | 1 | 23.45 | – | |
| 200mm | C275 | W | 5m | 98.37 | – | 2 | 19.67 | – | |
| 175mm | C274 | W | 5m | 85.67 | – | 2 | 17.13 | – | |
| 150mm | C157 | W | 5m | 79.51 | – | 2 | 15.90 | – | |
| Jumbo (20mm Thick) | | | | | | | | | |
|  405mm (double ended) | C151 | W | 5m | 194.72 | – | 1 | 38.94 | – | |
| 405mm (double ended) | C113 | W | 1.25m | 51.03 | – | 1 | 40.82 | – | |
| 355mm (double ended) | C280 | W | 5m | 160.67 | – | 1 | 32.13 | – | |
| 250mm | C289 | W | 5m | 132.81 | – | 1 | 26.56 | – | |
| 225mm | C288 | W | 5m | 117.25 | – | 2 | 23.45 | – | |
| 200mm | C287 | W | 5m | 98.37 | – | 2 | 19.67 | – | |
| 175mm | C286 | W | 5m | 85.67 | – | 2 | 17.13 | – | |
| 150mm | C285 | W | 5m | 79.51 | – | 2 | 15.90 | – | |
| Ogee Jumbo™ (20mm Thick) | | | | | | | | | |
|  405mm (double ended) | C146 | W | 5m | 194.72 | – | 1 | 38.94 | – | |
| 405mm (double ended) | C116 | W | 1.25m | 51.03 | – | 1 | 40.82 | – | |
| 355mm (double ended) | C145 | W | 5m | 160.67 | – | 1 | 32.13 | – | |
| 250mm | C144 | W | 5m | 132.81 | – | 1 | 26.56 | – | |
| 225mm | C143 | W | 5m | 117.25 | – | 2 | 23.45 | – | |
| 200mm | C142 | W | 5m | 98.37 | – | 2 | 19.67 | – | |
| 175mm | C141 | W | 5m | 85.67 | – | 2 | 17.13 | – | |
| 150mm | C140 | W | 5m | 79.51 | – | 2 | 15.90 | – | |





Note: For matching Corners and Joints, see Page 8



Useful Information

- All Jumbo™ boards have been tested by the British Board of Agrément and found suitable to support all eaves tiles in common usage in the UK (up to 10kg, load per 1 metre length of fascia) at all roof pitches, subject to the boards being fixed to rafter ends at a maximum of 600mm spacings.
- Gutter brackets can be fixed directly to Jumbo boards. Tests have been carried out in accordance with BS 4576: Part 1:1989, using various third party gutter brackets, and no failure occurred at the specified test weight.
- Swish roofline profiles have adequate resistance to wind loading at the recommended fixing centres, up to five storeys.

Replacement/New Build Fascia (16mm Range) - Installed direct to rafters

| Description | Code No. | Colours* | Length | Price/Length | | Pack Quantity | Price/Metre | |
|--|----------|----------|--------|--------------|-----------|---------------|-------------|-----------|
| | | | | White £ | Colours £ | | White £ | Colours £ |
| Square Fascia (16mm Thick) | | | | | | | | |
|  455mm (double ended) | C366 | W | 5m | 211.53 | – | 1 | 42.31 | – |
| 405mm (double ended) | C351 | W/A/E/T | 5m | 186.53 | 307.76 | 1 | 37.31 | 61.55 |
| 405mm (double ended) | C111 | W | 1.25m | 48.71 | – | 1 | 38.97 | – |
| 355mm (double ended) | C350 | W/A/E/T | 5m | 160.68 | 265.08 | 1 | 32.14 | 53.02 |
| 300mm | C365 | W | 5m | 153.45 | – | 1 | 30.69 | – |
| 250mm | C349 | W/A/E/T | 5m | 127.07 | 209.65 | 2 | 25.41 | 41.93 |
| 225mm | C348 | W/A/E/T | 5m | 112.72 | 185.97 | 2 | 22.54 | 37.19 |
| 200mm | C347 | W/A/E/T | 5m | 94.29 | 155.61 | 2 | 18.86 | 31.12 |
| 175mm | C346 | W/A/E/T | 5m | 81.97 | 135.25 | 2 | 16.39 | 27.05 |
| 150mm | C345 | W/A/E/T | 5m | 75.85 | 125.13 | 2 | 15.17 | 25.03 |
| Ogee Fascia (16mm Thick) | | | | | | | | |
|  405mm (double ended) | C167 | W | 5m | 186.53 | – | 1 | 37.31 | – |
| 405mm (double ended) | C117 | W | 1.25m | 48.71 | – | 1 | 38.97 | – |
| 355mm (double ended) | C166 | W | 5m | 160.68 | – | 1 | 32.14 | – |
| 250mm | C165 | W | 5m | 127.07 | – | 2 | 25.41 | – |
| 225mm | C164 | W | 5m | 112.72 | – | 2 | 22.54 | – |
| 200mm | C163 | W | 5m | 94.29 | – | 2 | 18.86 | – |
| 175mm | C162 | W | 5m | 81.97 | – | 2 | 16.39 | – |
| 150mm | C161 | W | 5m | 75.85 | – | 2 | 15.17 | – |
| Bullnose Fascia (16mm Thick) | | | | | | | | |
|  455mm (double ended) | C448 | W | 5m | 211.53 | – | 1 | 42.31 | – |
| 405mm (double ended) | C426 | W | 5m | 186.53 | – | 1 | 37.31 | – |
| 405mm (double ended) | C119 | W | 1.25m | 48.71 | – | 1 | 38.97 | – |
| 355mm (double ended) | C425 | W | 5m | 160.68 | – | 1 | 32.14 | – |
| 250mm | C424 | W | 5m | 127.07 | – | 2 | 25.41 | – |
| 225mm | C423 | W | 5m | 112.72 | – | 2 | 22.54 | – |
| 200mm | C422 | W | 5m | 94.29 | – | 2 | 18.86 | – |
| 175mm | C421 | W | 5m | 81.97 | – | 2 | 16.39 | – |
| 150mm | C420 | W | 5m | 75.85 | – | 2 | 15.17 | – |
| Flat Fascia (16mm Thick) | | | | | | | | |
|  405mm (double ended) | C354 | W | 5m | 186.53 | – | 1 | 37.31 | – |
| 250mm | C359 | W | 5m | 127.07 | – | 2 | 25.41 | – |
| 225mm | C358 | W | 5m | 112.72 | – | 2 | 22.54 | – |
| 200mm | C357 | W | 5m | 94.29 | – | 2 | 18.86 | – |
| 175mm | C356 | W | 5m | 81.97 | – | 2 | 16.39 | – |
| 150mm | C355 | W | 5m | 75.85 | – | 2 | 15.17 | – |

Note: For matching Corners and Joints, see Page 8



Useful Information

- All 16mm fascia profiles can be fixed to rafter feet using 2 x 65mm Trimtop nails at maximum 600mm centres.
- PVC gutters may be screw-fixed directly to 16mm fascias. Gutter bracket spacings must not exceed 1m. Other lightweight gutters may also be screw-fixed to the boards, provided the maximum bracket loading is not exceeded.
- A range of 16mm Square Fascias is also available in Mahogany, Light Oak, Rosewood and Black woodgrain finishes, see Page 17 for further details.
- Further installation information can be found on the reverse of the Swish 10 Year Guarantee for Coloured Profiles. For your copy please contact the Marketing Team on 01827 317212 or e-mail marketing@swishbp.co.uk.

NEW

Refurbishment Fascia - Requires a timber backing board

| Description | Code No. | Colours* | Length | Price/Length | | Pack Quantity | Price/Metre | |
|---|----------|-----------|--------|--------------|-----------|---------------|-------------|-----------|
| | | | | White £ | Colours £ | | White £ | Colours £ |
| Cappit™ (9mm thick with 35mm leg) | | | | | | | | |
| 605mm | C108 | W | 5m | 245.96 | – | 1 | 49.19 | – |
| 405mm (double-ended) | C114 | W | 1.25m | 42.56 | – | 2 | 34.05 | – |
| 405mm (double-ended) | C150 | W/A/E/T | 5m | 173.83 | 221.71 | 1 | 34.77 | 44.34 |
| 400mm | C094 | W | 5m | 168.51 | – | 1 | 33.70 | – |
| 300mm | C104 | W/J | 5m | 124.60 | – | 2 | 24.92 | – |
| 250mm | C098 | W/J | 5m | 104.10 | – | 2 | 20.82 | – |
| 225mm | C120 | W/J/A/E/T | 5m | 93.85 | 115.29 | 2 | 18.77 | 23.06 |
| 200mm | C217 | W/J/A/E/T | 5m | 83.61 | 102.82 | 2 | 16.72 | 20.56 |
| 175mm | C095 | W/J/A/E/T | 5m | 72.95 | 92.55 | 2 | 14.59 | 18.51 |
| 150mm | C107 | W/J | 5m | 65.16 | – | 2 | 13.03 | – |
| Ogee Cappit™ (12mm thick - incl. ribs with 35mm leg) | | | | | | | | |
| 405mm (double-ended) | C084 | W/A | 5m | 176.68 | 221.71 | 1 | 35.34 | 44.34 |
| 250mm | C085 | W/A | 5m | 105.73 | 138.57 | 2 | 21.15 | 27.71 |
| 225mm | C086 | W/A | 5m | 95.51 | 115.29 | 2 | 19.10 | 23.06 |
| 200mm | C087 | W/A | 5m | 85.25 | 102.82 | 2 | 17.05 | 20.56 |
| 175mm | C088 | W/A | 5m | 74.59 | 92.55 | 2 | 14.92 | 18.51 |
| 150mm | C089 | W/A | 5m | 66.39 | 83.14 | 2 | 13.28 | 16.63 |



Note: For matching Corners and Joints, see Page 8

M-Boss Roofline Range

A range of roofline profiles with a textured surface **NEW**



Square Fascia (16mm Thick)

| | | | | | | | | |
|----------------------|------|-----|----|--------|--------|---|-------|-------|
| 405mm (double-ended) | C618 | W/A | 5m | 206.59 | 340.12 | 1 | 41.32 | 68.02 |
| 225mm | C613 | W/A | 5m | 122.95 | 202.81 | 2 | 24.59 | 40.56 |
| 200mm | C612 | W/A | 5m | 102.92 | 169.81 | 2 | 20.58 | 33.96 |
| 175mm | C611 | W/A | 5m | 89.43 | 147.65 | 2 | 17.89 | 29.53 |
| 150mm | C610 | W/A | 5m | 82.77 | 136.56 | 2 | 16.55 | 27.31 |

Note: Use with standard PLAIN soffit boards - a full range of styles and sizes are shown on Page 11

Price/pack

Corners & Joints (includes textured surface)

| | | | | | | | | |
|--------------------------------|------|-----|-------|---|---|----|-------|--------|
| External Corner (double-ended) | C620 | W/A | 500mm | – | – | 2 | 28.98 | 68.03 |
| Joint | C625 | W/A | 300mm | – | – | 10 | 51.65 | 117.16 |

NEW

*W = WHITE

J = BRIGHT WHITE

A = ANTHRACITE (Black)









E = LIGHT GREY

T = HAZY GREY





™CAPPIT is a Registered Trade Mark

7




Roofline Corners and Joints

| Description | Code No. | Colours* | Length | Price/Length | | Pack Quantity | Price/Pack | |
|---|----------|-----------|--------|--------------|-----------|---------------|------------|-----------|
| | | | | White £ | Colours £ | | White £ | Colours £ |
|  Joints (Double-ended) Jumbo Bullnose Jumbo Cappit | C153 | W | 500mm | – | – | 2 | 21.30 | – |
| | C360 | W | 500mm | – | – | 2 | 21.30 | – |
| | C302 | W | 500mm | – | – | 2 | 21.30 | – |
|  Face Fixed Joints (Double-ended) Square Bullnose Ogee (Suitable for 9mm - 25mm boards) Flat NEW (16mm board only) | C326 | W/A/E/T | 500mm | – | – | 2 | 21.30 | 53.21 |
| | C328 | W | 500mm | – | – | 2 | 21.30 | – |
| | C329 | W | 500mm | – | – | 2 | 21.30 | – |
| | C327 | W | 500mm | – | – | 2 | 21.30 | – |
|  Face fixed Joints Square Ogee (Suitable for 9mm - 25mm boards) NEW Bullnose (Suitable for 16mm boards only) | C235 | W/J/A/E/T | 300mm | – | – | 10 | 47.16 | 107.39 |
| | C236 | W/A | 300mm | – | – | 10 | 47.16 | 107.39 |
| | C299 | W | 300mm | – | – | 10 | 54.00 | – |
|  External Corners (Double-ended) Jumbo Bullnose Jumbo Cappit | C154 | W | 500mm | – | – | 2 | 29.90 | – |
| | C361 | W | 500mm | – | – | 2 | 29.90 | – |
| | C294 | W | 500mm | – | – | 2 | 29.90 | – |
|  Internal Corners (Double-ended) Square Ogee Bullnose Suitable for 9mm - 25mm boards) | C298 | W/A/E/T | 500mm | – | – | 2 | 29.90 | 74.76 |
| | C300 | W/A | 500mm | – | – | 2 | 29.90 | 74.76 |
| | C321 | W | 500mm | – | – | 2 | 29.90 | – |
| | | | | | | | | |
|  Face Fixed Corners (Double-ended) Square Bullnose Ogee (Suitable for 16mm - 25mm boards) | C415 | W/A/E/T | 500mm | – | – | 2 | 24.59 | 61.46 |
| | C418 | W | 500mm | – | – | 2 | 24.59 | – |
| | C417 | W/A | 500mm | – | – | 2 | 24.59 | 61.46 |
| | | | | | | | | |
|  90° Face fixed Corners Square Ogee (Suitable for 9mm - 25mm boards) NEW Bullnose (Suitable for 16mm boards only) | C232 | W/J/A/E/T | 300mm | – | – | 10 | 63.54 | 139.12 |
| | C233 | W/A | 300mm | – | – | 10 | 63.54 | 139.12 |
| | C301 | W | 300mm | – | – | 10 | 69.50 | – |
|  135° Square/Ogee Face Fixed Corners (Double-ended) External Internal | C492 | W | 410mm | – | – | 5 | 123.98 | – |
| | C493 | W | 410mm | – | – | 5 | 135.14 | – |



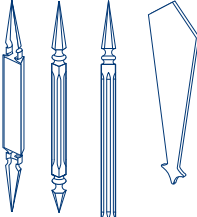


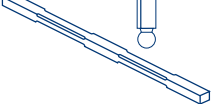
Roofline Trims

| Description | Code No. | Colours* | Length | Price/Length | | Pack Quantity | Price/Metre | |
|--|----------|----------|--------|--------------|-----------|---------------|-------------|-----------|
| | | | | White £ | Colours £ | | White £ | Colours £ |
|  Felt Roof Edge Trim | C038 | W | 5m | 19.67 | – | 10 | 3.93 | – |
|  Soffit Joint Trim (extruded) | C041 | W/A/E/T | 5m | 28.69 | 47.32 | 10 | 5.74 | 9.46 |
| | C059 | W | 2.5m | 14.34 | – | 10 | 5.74 | – |
|  Vertical Link Channel | C054 | W | 5m | 27.89 | – | 10 | 5.58 | – |
|  Soffit to Wall Trim | C036 | W | 5m | 24.59 | – | 10 | 4.92 | – |

Roofstyle (Moulded Roofline System) - Patent Granted



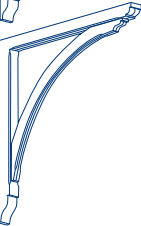
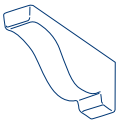

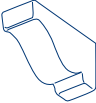
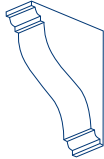
| Description | Code No. | Colours* | Length | Price/Length | Colours | Pack Quantity | Price/pack | |
|---|----------|----------|------------------------|--------------|---------|---------------|------------|-----------|
| | | | | | | | White £ | Colours £ |
|  Concave Moulding | C445 | W | 450mm | – | – | 2 | 18.87 | – |
|  Convex Moulding | C446 | W | 450mm | – | – | 2 | 18.87 | – |
|  Apex (Cut to suit bargeboard angles) | C450 | W | 280mm (W) 470mm (H) | – | – | 2 | 32.77 | – |

Decorative Roofline - Patent Granted

| | | | | | | | | |
|--|------|---|--------|--------|---|----|--------|---|
|  Convex (16mm Thick) (max. depth 220mm) (min. depth 160mm) | C457 | W | 5m | 156.82 | – | 2 | 31.36 | – |
|  Concave (16mm Thick) (max. depth 220mm) (min. depth 160mm) | C458 | W | 5m | 156.82 | – | 2 | 3.36 | – |
|  Roof Spire (2D)* Roof Spire (3D) Roof Spire (2D)* *scalloped back face | C475 | W | 910mm | – | – | 2 | 214.20 | – |
| | C466 | W | 910mm | – | – | 1 | 241.74 | – |
| | C476 | W | 1310mm | – | – | 2 | 304.39 | – |
|  Gable Finial | C459 | W | 340mm | – | – | 10 | 79.32 | – |
|  GRP Ball Finial | C474 | W | 965mm | – | – | 1 | 322.31 | – |
| | C496 | W | 1500mm | – | – | 1 | 376.02 | – |
|  Bracing Bar Joining Bracket | C473 | W | 1500mm | – | – | 1 | 376.02 | – |
| | C497 | W | – | – | – | 1 | 23.28 | – |

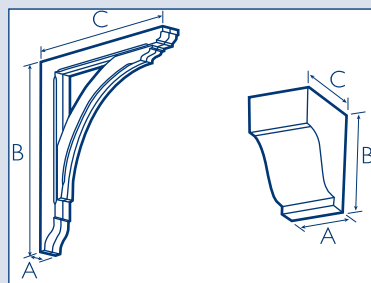
*W = WHITE

Gallows and Dentils

| Description | Code No. | Colours* | Sizes | Price/Length | | Pack Quantity | Price/Pack | |
|---|----------|----------|------------------------------------|--------------|-----------|---------------|------------|-----------|
| | | | | White £ | Colours £ | | White £ | Colours £ |
|  Feature Corbel | C470 | W | A - 80mm B - 350mm C - 390mm | - | - | 16 | 1411.34 | - |
|  Small Gallows Bracket | C471 | W | A - 70mm B - 630mm C - 580mm | - | - | 10 | 1796.26 | - |
|  Large Gallows Bracket | C472 | W | A - 50mm B - 745mm C - 770mm | - | - | 10 | 2052.86 | - |
|  Dentil 01 | C480 | W | A - 78mm B - 123mm C - 350mm | - | - | 28 | 2052.86 | - |
|  Dentil 02 | C481 | W | A - 77mm B - 120mm C - 105mm | - | - | 42 | 1866.82 | - |
|  Dentil 03 | C482 | W | A - 77mm B - 100mm C - 200mm | - | - | 28 | 1526.82 | - |
|  Dentil 04 | C483 | W | A - 77mm B - 250mm C - 200mm | - | - | 28 | 2181.17 | - |



Useful Information

Measurements Key:








- The orientation and spacing of Dentils is worth careful consideration in order to achieve the best effect. In addition, a continuous sub-fascia of cellular PVC fixed to the wall under the soffit will greatly enhance the effect.
- Swish Gallows Brackets are load bearing and capable of offering structural support to door and window canopies. The surface pattern mimics the traditional appearance of timber with a high level of bevelling detail.

Soffit Boards

| Description | Code No. | Colours* | Length | Price/Length | | Pack Quantity | Price/Metre | |
|---|----------|-----------|--------|--------------|-----------|---------------|-------------|-----------|
| | | | | White £ | Colours £ | | White £ | Colours £ |
| Gee Pee™ (9mm thick) | | | | | | | | |
|  605mm (F) | C252 | W | 5m | 245.96 | – | 1 | 49.19 | – |
| 500mm (S) | C251 | W | 5m | 203.34 | – | 1 | 40.67 | – |
| 450mm (S) | C249 | W | 5m | 182.84 | – | 1 | 36.57 | – |
| 405mm (F) | C248 | W/J/A/E/T | 5m | 163.98 | 196.77 | 1 | 32.80 | 39.35 |
| 330mm (F) | C247 | W | 5m | 134.05 | – | 2 | 26.81 | – |
| 300mm (S) | C246 | W/J/A/E/T | 5m | 124.18 | 161.15 | 2 | 24.84 | 32.23 |
| 250mm (S) | C253 | W/J | 5m | 103.71 | – | 2 | 20.74 | – |
| 225mm (S) | C245 | W/J | 5m | 93.03 | – | 2 | 18.61 | – |
| 200mm (S) | C244 | W/J/A/E/T | 5m | 81.97 | 89.23 | 2 | 16.39 | 17.85 |
| 175mm (S) | C241 | W/J | 5m | 72.95 | – | 2 | 14.59 | – |
| 150mm (S) | C240 | W/J/A/E/T | 5m | 60.26 | 66.37 | 2 | 12.05 | 13.27 |
| 100mm (F) | C257 | W | 5m | 39.34 | – | 5 | 7.87 | – |
| 100mm (S) | C239 | W | 5m | 38.50 | – | 5 | 7.70 | – |
|  300mm (Fluted) (F) | C013 | W | 5m | 129.93 | – | 2 | 25.99 | – |

S = One sawn edge, one finished edge
F = Two finished edge

Pre-Vented Soffit Boards

| | | | | | | | | |
|---|-------------|----------|-----------|---------------|---|----------|--------------|---|
|  (A) 125mm Tee Gee Polo | C310 | W | 5m | 54.91 | – | 5 | 10.98 | – |
|  (A) 150mm Open V Polo | C058 | W | 5m | 59.86 | – | 5 | 11.97 | – |
| A) Polo™ Ventilated Soffit Boards (9mm thick) | | | | | | | | |
|  605mm | C530 | W | 5m | 261.51 | – | 1 | 52.30 | – |
| 450mm | C309 | W | 5m | 195.14 | – | 1 | 39.03 | – |
| 405mm | C410 | W | 5m | 178.31 | – | 1 | 35.66 | – |
| 330mm | C412 | W | 5m | 150.46 | – | 2 | 30.09 | – |
| 300mm | C308 | W | 5m | 136.50 | – | 2 | 27.30 | – |
| 250mm | C413 | W | 5m | 118.47 | – | 2 | 23.69 | – |
| 225mm | C397 | W | 5m | 106.17 | – | 2 | 21.23 | – |
| 200mm | C380 | W | 5m | 98.37 | – | 2 | 19.67 | – |
| 175mm | C306 | W | 5m | 85.67 | – | 2 | 17.13 | – |
| 150mm | C305 | W | 5m | 73.36 | – | 2 | 14.67 | – |
| (B) Polo™ Ventilated Soffit Boards (9mm thick) | | | | | | | | |
|  450mm | C315 | W | 5m | 199.24 | – | 1 | 39.85 | – |
| 405mm  | C392 | W | 5m | 175.04 | – | 1 | 35.01 | – |
| 300mm | C314 | W | 5m | 140.59 | – | 2 | 28.12 | – |
| 225mm | C398 | W | 5m | 110.28 | – | 2 | 22.06 | – |
| 150mm | C311 | W | 5m | 77.46 | – | 2 | 15.49 | – |

(A) Suitable for roof pitch >15°. Air gap equivalent to continuous 10mm
(B) Suitable for roof pitch <15°. Air gap equivalent to continuous 25mm

Useful Information

- For added protection, a factory fitted fine mesh is available on Polo boards subject to minimum order quantities. Contact our Technical Services Dept. on (01827) 317200 for further information.
- A selected range of Gee Pee and Polo profiles is also available in Mahogany, Light Oak, Rosewood and Black foiled finishes. See Page 17 for details.



NEW

*W = WHITE

J = BRIGHT WHITE

A = ANTHRACITE (Black)








E = LIGHT GREY

T = HAZY GREY

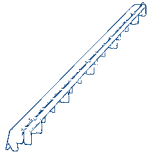
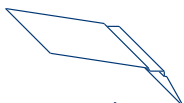
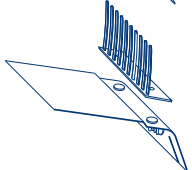
™Gee Pee, Tee Gee and Polo are Registered Trade Marks

11

Roofline Ventilation

| Description | Code No. | Colours* | Length | Price/Length | | Pack Quantity | Price/Metre | |
|---|----------|----------|--------|--------------|-----------|---------------|-------------|-----------|
| | | | | White £ | Colours £ | | White £ | Colours £ |
|  (A) 30 x 15mm Angle Ventilator | C061 | W | 5m | 23.76 | – | 5 | 4.75 | – |
|  (A) Soffit/Wall Ventilator | C062 | W | 5m | 31.55 | – | 5 | 6.31 | – |
|  (A) 10mm Cappit/Jumbo Vent. | C237 | W | 5m | 34.85 | – | 5 | 6.97 | – |
|  (B) 60 x 15mm Angle Ventilator | C065 | W | 5m | 24.35 | – | 5 | 4.87 | – |
|  (B) 25mm Fascia/Soffit Ventilator | C066 | W | 5m | 46.73 | – | 5 | 9.35 | – |
|  (B) 25mm Cappit/Jumbo Vent. | C238 | W | 5m | 47.53 | – | 5 | 9.51 | – |
|  Circular Soffit Ventilator | C267 | W | – | – | – | 50 | 39.74 pk | – |

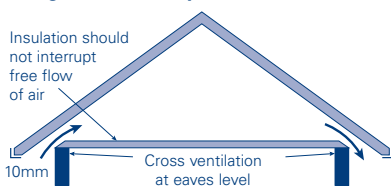
Over-Fascia Protection and Ventilation

| Description | Code No. | Colours* | Length | Price/Length | Colours | Pack Quantity | Price/pack | |
|--|----------|----------|--------|--------------|---------|---------------|------------|-----------|
| | | | | | | | White £ | Colours £ |
|  (A) Over Fascia Ventilator | C504 | Z | 1m | – | – | 25 | – | 176.26 |
| (B) Over Fascia Ventilator | C505 | Z | 1m | – | – | 20 | – | 190.95 |
|  Jumbotec™ | C502 | Z | 2.5m | – | – | 5 | – | 100.44 |
|  (A) Vented Eaves Protector | C404 | Z | 1.0m | – | – | 30 | – | 341.72 |
| (A) Bird Comb (Attaches to C404) | C405 | Z | 1.0m | – | – | 30 | – | 44.34 |
| Sealing Tape | C403 | – | 10m | – | – | 1 | – | 24.42 |

(A) Suitable for roof pitch >15°. Air gap equivalent to continuous 10mm
 (B) Suitable for roof pitch <15°. Air gap equivalent to continuous 25mm

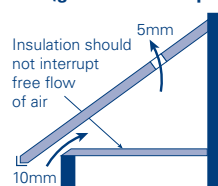
1. Duo-Pitched Roof

(greater than 15 pitch but less than 70)



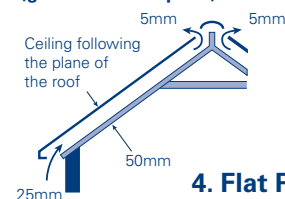
2. Mono-Pitched Roof

(greater than 15 pitch but less than 70)



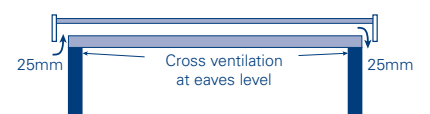
3. Duo-Pitched Roof

(greater than 15 pitch)








4. Flat Roof

(less than 15 pitch)





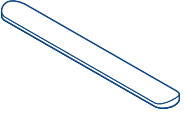
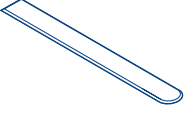



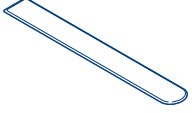

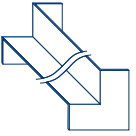
Window Boards

| Description | Code No. | Colours* | Length | Price/Length | | Pack Quantity | Price/Metre | | |
|---|----------|----------|--------|--------------|-----------|---------------|-------------|-----------|--|
| | | | | White £ | Colours £ | | White £ | Colours £ | |
| Bullnose Jumbo™ (25mm Thick) | | | | | | | | | |
|  405mm (double ended) | C277 | W | 5m | 194.72 | – | 1 | 38.94 | – | |
| 355mm (double ended) | C188 | W | 5m | 160.67 | – | 1 | 32.13 | – | |
| 250mm | C158 | W | 5m | 132.81 | – | 1 | 26.56 | – | |
| 225mm | C276 | W | 5m | 117.25 | – | 1 | 23.45 | – | |
| 200mm | C275 | W | 5m | 98.37 | – | 2 | 19.67 | – | |
| 175mm | C274 | W | 5m | 85.67 | – | 2 | 17.13 | – | |
| 150mm | C157 | W | 5m | 79.51 | – | 2 | 15.90 | – | |
| Bullnose Window Board (9mm thick) | | | | | | | | | |
|  405mm | C266 | W | 5m | 134.05 | – | 1 | 26.81 | – | |
| 300mm | C265 | W | 5m | 100.44 | – | 2 | 20.09 | – | |
| 250mm | C264 | W | 5m | 84.03 | – | 2 | 16.81 | – | |
| 225mm | C263 | W | 5m | 75.41 | – | 2 | 15.08 | – | |
| 200mm | C262 | W | 5m | 67.23 | – | 2 | 13.45 | – | |
| 175mm | C261 | W | 5m | 59.02 | – | 2 | 11.80 | – | |
| 150mm | C260 | W | 5m | 50.39 | – | 2 | 10.08 | – | |
| Euro-Cappit™ - 60mm leg (9mm thick) | | | | | | | | | |
|  405mm | C436 | W | 5m | 183.63 | – | 1 | 36.73 | – | |
| 250mm | C434 | W | 5m | 113.56 | – | 2 | 22.71 | – | |
| 225mm | C433 | W | 5m | 102.50 | – | 2 | 20.50 | – | |
| 200mm | C432 | W | 5m | 90.99 | – | 2 | 18.20 | – | |
| 175mm | C435 | W | 5m | 79.94 | – | 2 | 15.99 | – | |
| 150mm | C430 | W | 5m | 70.92 | – | 2 | 14.18 | – | |
| Euro-Cappit™ - 75mm leg (9mm thick) | | | | | | | | | |
|  405mm | C443 | W | 5m | 196.78 | – | 1 | 39.36 | – | |
| 250mm | C441 | W | 5m | 121.35 | – | 2 | 24.27 | – | |
| 225mm | C440 | W | 5m | 109.04 | – | 2 | 21.81 | – | |
| 200mm | C439 | W | 5m | 97.56 | – | 2 | 19.51 | – | |
| 175mm | C442 | W | 5m | 85.25 | – | 2 | 17.05 | – | |
| 150mm | C437 | W | 5m | 75.85 | – | 2 | 15.17 | – | |
| 100mm | C438 | W | 5m | 57.37 | – | 2 | 11.47 | – | |
| Cappit™ - 35mm leg (9mm thick) | | | | | | | | | |
|  605mm | C108 | W | 5m | 245.96 | – | 1 | 49.19 | – | |
| 405mm (double-ended) | C150 | W | 5m | 173.83 | – | 1 | 34.77 | – | |
| 400mm | C094 | W | 5m | 168.51 | – | 1 | 33.70 | – | |
| 300mm | C104 | W/J | 5m | 124.60 | – | 2 | 24.92 | – | |
| 250mm | C098 | W/J | 5m | 104.10 | – | 2 | 20.82 | – | |
| 225mm | C120 | W/J | 5m | 93.85 | – | 2 | 18.77 | – | |
| 200mm | C217 | W/J | 5m | 83.61 | – | 2 | 16.72 | – | |
| 175mm | C095 | W/J | 5m | 72.95 | – | 2 | 14.59 | – | |
| 150mm | C107 | W/J | 5m | 65.16 | – | 2 | 13.03 | – | |

Useful Information

- Fixing of window boards to dry, sound timber or masonry substrates is effected with Swish General Purpose Adhesive (C079). If there is a risk of damp, after fixing use Swish Low Modulus Silicone (C077). DO NOT fix to surfaces which are damp.
- Rotten or extensively damaged timber should be removed prior to over-capping.
- Bullnose Window board and Cappit™ profiles are also available in foiled finishes, Mahogany, Light Oak and Rosewood (see Page 19 for further details).
- Reveal corners can be neatly finished with the Cappit™ Reveal Corner, thus avoiding mitring (C271 featured on Page 14).













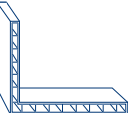


Window Board Accessories

| Description | Code No. | Colours* | Length | Price/Length | | Pack Quantity | Price/Metre | | |
|--|----------|----------|--------|--------------|-----------|---------------|-------------------|-----------|--|
| | | | | White £ | Colours £ | | White £ | Colours £ | |
|  Window Board Channel (9mm) | C037 | W | 5m | 11.04 | – | 20 | 2.21 | – | |
| | | | | | | | Price/pack | | |
|  Bullnose Jumbo End Cap - curved (30mm) | C272 | W | 100mm | – | – | 5 | 9.80 | – | |
|  Long Bullnose Jumbo End Cap - curved (30mm) | C273 | W | 300mm | – | – | 5 | 27.89 | – | |
|  Long Bullnose Jumbo End Cap - flat (30mm) | C209 | W | 300mm | – | – | 20 | 36.88 | – | |
|  Cappit/Jumbo End Cap (35mm) | C212 | W | 50mm | – | – | 20 | 19.26 | – | |
|  Long Cappit/Jumbo End Cap (35mm) | C278 | W/J | 300mm | – | – | 10 | 18.43 | – | |
|  Bullnose Window Board End Cap (35mm) | C050 | W | 135mm | – | – | 5 | 9.80 | – | |
|  Long B/N Window Board End Cap (35mm) | C048 | W | 300mm | – | – | 10 | 18.43 | – | |
|  EuroCappit End Cap (60mm) | C139 | W | 100mm | – | – | 10 | 20.49 | – | |
|  Cappit Reveal Corner (D/E) | C271 | W | 500mm | – | – | 2 | 28.69 | – | |

Useful Information

- Exposed ends of Window Boards are finished with matching End Caps, cut to required overhang size and secured with Swish General Purpose Adhesive (C079)







Window Trims

| Description | Code No. | Colours* | Length | Price/Length | | Pack Quantity | Price/Metre | |
|--|----------|----------|--------|--------------|-----------|---------------|-------------|-----------|
| | | | | White £ | Colours £ | | White £ | Colours £ |
|  12mm Quadrant | C021 | W/J | 5m | 5.71 | – | 20 | 1.14 | – |
|  17.5mm Quadrant | C216 | W/J | 5m | 7.58 | – | 20 | 1.52 | – |
|  20mm Edge Mould | C016 | W/J | 5m | 6.36 | – | 25 | 1.27 | – |
|  Scotia Mould | C017 | W | 5m | 7.77 | – | 20 | 1.55 | – |
|  Rectangles 15 x 12.5mm Rectangle | C019 | W/J | 5m | 8.60 | – | 25 | 1.72 | – |
|  25 x 20mm Rectangle | C012 | W/J | 5m | 23.66 | – | 10 | 4.73 | – |
|  25 x 6mm Batten | C015 | W | 5m | 6.89 | – | 25 | 1.38 | – |
|  Dee Moulds 75mm | C243 | W | 5m | 20.06 | – | 10 | 4.01 | – |
|  50mm | C242 | W | 5m | 15.76 | – | 10 | 3.15 | – |
|  25mm | C205 | W/J | 5m | 6.72 | – | 25 | 1.34 | – |
|  External Angles 50 x 50mm | C056 | W | 5m | 24.99 | – | 10 | 5.00 | – |
|  25 x 25mm | C018 | W | 5m | 7.99 | – | 20 | 1.60 | – |
|  80 x 100 Hollow Angle | C020 | W/J | 5m | 42.63 | – | 5 | 8.53 | – |
|  Flexi-Angles (2mm) 75mm | ST75 | W | 5m | 15.57 | – | 10 | 3.11 | – |
|  45mm | ST45 | W | 5m | 11.75 | – | 10 | 2.35 | – |

Useful Information

- See Page 20 for details of our extended range of Mahogany, Light Oak and Rosewood foiled window trims.






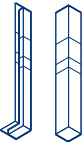


Skirtings and Architraves

| Description | Code No. | Colours* | Length | Price/Length | | Pack Quantity | Price/Metre | |
|---|----------|----------|--------|--------------|-----------|---------------|-------------|-----------|
| | | | | White £ | Colours £ | | White £ | Colours £ |
|  6mm Thick 95mm Skirting 70mm Skirting 45mm Architrave | C259 | W/J | 5m | 24.59 | – | 5 | 4.92 | – |
| | C258 | W/J | 5m | 15.36 | – | 10 | 3.07 | – |
| | C254 | W/J | 5m | 13.11 | – | 10 | 2.62 | – |
|  6mm Thick - Castellated 95mm Skirting 70mm Skirting 45mm Architrave | C522 | W/J | 5m | 24.59 | – | 5 | 4.92 | – |
| | C521 | W/J | 5m | 15.36 | – | 10 | 3.07 | – |
| | C520 | W/J | 5m | 13.11 | – | 10 | 2.62 | – |
|  7.5mm Thick 125mm Cloaking 100mm Cloaking 75mm Cloaking/Skirting 50mm Cloaking/Architrave 35mm Cloaking | C226 | W | 5m | 37.07 | – | 5 | 7.41 | – |
| | C024 | W | 5m | 29.30 | – | 5 | 5.86 | – |
| | C023 | W | 5m | 19.64 | – | 10 | 3.93 | – |
| | C022 | W | 5m | 15.36 | – | 10 | 3.07 | – |
| | C270 | W | 5m | 11.89 | – | 10 | 2.38 | – |
| | | | | | | | | |
|  12mm Thick 70mm Skirting 45mm Architrave | C223 | W | 5m | 27.43 | – | 10 | 5.49 | – |
| | C222 | W | 5m | 16.59 | – | 10 | 3.32 | – |
|  12mm Thick 95mm Ogee Skirting | C225 | W | 5m | 33.62 | – | 5 | 6.72 | – |
|  Decorative Profiles 120mm x 13mm Trim 70mm x 15mm Trim | SP120 | W | 5m | 55.94 | – | 7 | 11.19 | – |
| | SD70 | W | 5m | 29.30 | – | 10 | 5.86 | – |

Useful Information

- See Page 20 for details of our extended range of Mahogany, Light Oak and Rosewood foiled Skirtings and Architraves
- 12mm Ogee profile (C225) is particularly useful as a decorative addition to bargeboards. Fitted above the Roofstyle System, it adds depth and decorative detail. See the Roofstyle Brochure (A325) for further details.

Roofline (Foiled Profiles)



| Description | Code No. | Length | Pack Qty. | Price/Length | | | | | |
|--|----------|--------|-----------|--------------|----------|----------|----------|----------|--|
| | | | | (M) £ | (C) £ | (R) £ | (Q) £ | (Z) £ | |
| Square Fascia (16mm) | | | | | | | | | |
|  405mm | C351 | 5m | 1 | 322.31 | 342.02 | 370.66 | 390.00 | 370.66 | |
| 250mm | C349 | 5m | 2 | 205.92 | 214.87 | 223.83 | 236.80 | 223.83 | |
| 225mm | C348 | 5m | 2 | 188.00 | 196.96 | 205.92 | 216.20 | 205.92 | |
| 200mm | C347 | 5m | 2 | 170.13 | 175.48 | 184.44 | 195.65 | 184.44 | |
| 175mm | C346 | 5m | 2 | 161.15 | 164.74 | 175.48 | 185.32 | 175.48 | |
| 150mm | C345 | 5m | 2 | 152.22 | 161.15 | 168.33 | 175.05 | 168.33 | |
| Tudor Board (20mm) | | | | | | | | | |
|  150mm | C540 | 5m | 2 | 164.89 | 173.10 | 189.61 | – | 189.61 | |
| Vented Soffit (9mm) | | | | | | | | | |
|  405mm | C410 | 5m | 1 | 313.36 | 332.16 | 350.05 | – | 350.05 | |
| 300mm | C308 | 5m | 2 | 259.67 | 271.26 | 282.91 | – | 282.91 | |
| 225mm | C397 | 5m | 2 | 196.96 | 206.82 | 216.67 | – | 216.67 | |
| 175mm | C306 | 5m | 2 | 169.20 | 173.70 | 184.44 | – | 184.44 | |
| 150mm | C305 | 5m | 2 | 160.25 | 169.20 | 174.64 | – | 174.64 | |
| Flat Boards (9mm) | | | | | | | | | |
|  405mm | C248 | 5m | 1 | 196.96 | 206.82 | 226.50 | 236.35 | 226.50 | |
| 300mm | C246 | 5m | 2 | 161.15 | 169.20 | 179.06 | 193.38 | 179.06 | |
| 225mm | C245 | 5m | 2 | 101.66 | 104.74 | 111.01 | 116.90 | 111.01 | |
| 200mm | C244 | 5m | 2 | 83.99 | 87.30 | 92.19 | 96.60 | 92.19 | |
| 175mm | C241 | 5m | 2 | 76.66 | 80.59 | 84.17 | 88.16 | 84.17 | |
| 150mm | C240 | 5m | 2 | 66.39 | 68.40 | 71.63 | 76.35 | 71.63 | |
| 100mm | C239 | 5m | 5 | 45.53 | 47.81 | 45.52 | – | 45.52 | |
| Roof Trims | | | | | | | | | |
|  Soffit Joint Trim | C041 | 5m | 2 | 51.22 | 54.35 | 59.00 | 61.50 | 59.00 | |
| Price/pack | | | | | | | | | |
|  Square Joint 90° Corner | C235 | 300mm | 10 | 124.99 | 124.99 | 143.70 | 150.00 | 143.70 | |
| | C232 | 300mm | 10 | 133.25 | 133.25 | 153.26 | 160.00 | 153.26 | |
|  Face-Fix Joint 90° Corner | C326 | 500mm | 2 | 73.15 | 73.15 | 73.15 | – | 84.17 | |
| | C415 | 500mm | 2 | 77.56 | 77.56 | 77.56 | – | 89.16 | |
|  Gable Finial | C459 | 340mm | 5 | 77.24 | 77.24 | 77.24 | – | 77.24 | |

Useful Information

- See Page 21 for details of our range of matching Trimtop Nails
- For samples of the complete range of Swiss foil finishes please contact the Swish Marketing Team on 01827 317212 or e-mail them on marketing@swishbp.co.uk









NEW

Claddings (Foiled Profiles)

| Description | Code No. | Length | Pack Qty. | Price/Length | | | | |
|--|----------|--------|-----------|--------------|----------|----------|----------|----------|
| | | | | (M) £ | (C) £ | (B) £ | (R) £ | (Z) £ |
|  150mm Shiplap Cladding | C002 | 5m | 5 | 107.45 | 118.24 | – | 118.24 | – |
|  100mm Open V Cladding | C269 | 5m | 5 | 89.54 | 98.49 | – | 98.49 | – |

IMPORTANT - All foiled cladding installations must be ventilated to stop the build-up of heat behind the profiles. Please see the **Useful Information** section at the bottom of this page.

Cladding Trims (Foiled Profiles)

| | | | | | | | | |
|--|--------------|----|-------------------|-------|-------|-------|-------|---|
|  Universal Channel | C026 | 5m | 5 | 41.20 | 43.87 | – | 43.87 | – |
|  Universal Starter Trim (BROWN - not foiled) | C027 | 5m | 10 | – | – | 26.04 | – | – |
|  2-Part Joint (Male) 2-Part Joint White (Female) | C051 C052 | 5m | 5 (see Page 4) | 53.71 | 57.30 | – | 57.30 | – |
|  2-Part Corner (Female) 2-Part Corner (Male) White | C293 C292 | 5m | 5 (see Page 4) | 71.63 | 75.20 | – | 75.20 | – |
|  2-Part Trim (Male) 2-Part Trim (Female) White | C290 C291 | 5m | 5 (see Page 3) | 35.82 | 37.62 | – | 37.62 | – |
|  60 x 15mm Angle Vent (BROWN - not foiled) | C065 | 5m | 5 | – | – | 28.02 | – | – |
|  150mm Shiplap Joint Cover | C043 | | 10 | 80.54 | 84.59 | – | 84.59 | – |
|  100mm Open V Joint Cover | C281 | | 10 | 77.81 | 81.73 | – | 81.73 | – |

Useful Information

- Foiled PVC-ue installations can suffer from excessive expansion and contraction due to heat absorption. Specifiers and installers must therefore satisfy themselves that sufficient provision has been made to avoid significant thermal movement. It is the specifiers and installers responsibility to determine the actual requirement of a particular installation to avoid excessive thermal movement.
- Allow a minimum of 50mm vented airspace to the rear of the cladding installation. At the bottom edge of the cladding, omit the horizontal batten to allow a free air path between vertical battens. Continuity of the ventilation path can be achieved by venting into the eaves or leaving a 10mm air gap between the cladding and soffit. Angle ventilators C061 and C065 (or similar) can be installed to stop insect ingress. At all joints, end abutments, corners and top edge terminations, allow an 5mm expansion gap at each board end.

Window Boards (Foiled Profiles)

| Description | Code No. | Length | Pack Qty. | Price/Length | | | | |
|--|----------|--------|-----------|--------------|----------|----------|----------|----------|
| | | | | (M) £ | (C) £ | (R) £ | (Q) £ | (Z) £ |
| Cappit (9mm thick) | | | | | | | | |
| 405mm (D/E) | C150 | 5m | 1 | 234.58 | 247.10 | 247.10 | – | 261.42 |
| 300mm | C104 | 5m | 2 | 161.15 | 168.94 | 168.94 | – | 178.97 |
| 250mm | C098 | 5m | 2 | 134.30 | 140.76 | 140.76 | – | 149.15 |
| 225mm | C120 | 5m | 2 | 111.90 | 115.50 | 115.50 | 128.70 | 122.39 |
| 200mm | C217 | 5m | 2 | 100.44 | 105.48 | 105.48 | – | 109.49 |
| 175mm | C095 | 5m | 2 | 89.76 | 92.49 | 92.49 | 103.22 | 96.61 |
| 150mm | C107 | 5m | 2 | 84.17 | 85.94 | 85.94 | – | 91.04 |
| Bullnose Window Board (9mm thick) | | | | | | | | |
| 405mm | C266 | 5m | 1 | – | – | 296.54 | – | – |
| 225mm | C263 | 5m | 2 | 98.37 | 98.37 | 98.37 | 128.70 | – |
| 175mm | C261 | 5m | 2 | 76.66 | 76.66 | 76.66 | 103.22 | – |

Window Board End Caps (Foiled)










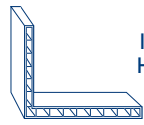
| Description | Code No. | Length | Pack Qty. | Price/pack | | | | |
|---------------------------------------|----------|--------|-----------|------------|-------|-------|-------|-------|
| | | | | (M) | (C) | (R) | (Q) | (Z) |
| Long Cappit Board (Foiled) | C279 | 300mm | 10 | 64.15 | 64.15 | 64.15 | 76.98 | 64.15 |
| Cappit Board (self coloured) | C212 | 50mm | 20 | 20.06 | 20.06 | – | – | – |
| Bullnose Window Board (self coloured) | C050 | 135mm | 5 | 10.68 | 10.68 | – | – | – |
| Long B/N Window Board (Foiled) | C047 | 300mm | 10 | 71.85 | 71.85 | 71.85 | 86.22 | – |

Useful Information

- Fix with Swish Low Modulus Silicone or Swish General Purpose adhesive to dry substrates only. Where there is a risk of heat build-up, introduce an expansion gap and fill with silicone if necessary.
- Foiled surfaces should be cleaned regular with a damp, soft cloth. If necessary a mild detergent/soap in luke warm water can be used. Polishes should be avoided, as should any abrasive or organic solvent cleaners.
- Further installation information can be found on the reverse of the Swish 10 Year Guarantee for Foiled Profiles. For your copy please contact the Marketing Team on 01827 317212 or e-mail marketing@swishbp.co.uk.




NEW

Window Trims (Foiled Profiles)

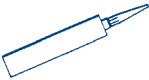
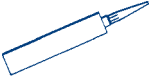
| Description | Code No. | Length | Pack Qty. | Price per Length | | | | | | |
|---|----------|--------|-----------|------------------|----------|----------|--------------|----------|----------|----------|
| | | | | (M) £ | (C) £ | (R) £ | (Q) £ | (K) £ | (D) £ | (Z) £ |
|  6mm Thick 95mm Skirting 70mm Skirting 45mm Architrave | C259 | 5m | 5 | 37.71 | 37.71 | 39.60 | 43.36 | 43.36 | 43.36 | 43.36 |
| | C258 | 5m | 10 | 27.89 | 27.89 | 29.37 | 32.08 | 32.08 | 32.08 | 32.08 |
| | C254 | 5m | 10 | 21.30 | 21.30 | 22.39 | 24.48 | 24.48 | 24.48 | 24.48 |
|  7.5mm Thick 100mm 75mm 50mm | C024 | 5m | 5 | 38.94 | – | – | – | – | – | – |
| | C023 | 5m | 10 | 29.52 | – | – | – | – | – | – |
| | C022 | 5m | 10 | 23.35 | – | – | – | – | – | – |
|  20mm Edge Mould | C016 | 5m | 25 | 15.13 | 15.13 | 15.93 | 17.40 | 17.40 | – | 17.40 |
|  15 x 12.5mm Rectangle 25 x 20mm Rectangle | C019 | 5m | 25 | 17.20 | – | – | – | – | – | – |
| | C012 | 5m | 10 | 45.86 | 45.86 | 48.15 | 52.80 | 52.80 | – | 52.80 |
|  12mm Quadrant | C021 | 5m | 20 | 15.13 | 15.13 | 15.86 | – | 17.40 | – | 17.40 |
|  17.5mm Quadrant | C216 | 5m | 20 | 16.39 | 16.39 | 17.19 | 18.83 | 18.83 | 18.83 | 18.83 |
|  26mm Batten | C015 | 5m | 25 | 19.14 | 19.14 | 20.13 | – | – | – | – |
|  25mm Dee Mould | C205 | 5m | 25 | 16.39 | 16.39 | 17.19 | 18.83 | 18.83 | 18.83 | 18.83 |
|  25 x 25mm Angle 50 x 50mm Angle | C018 | 5m | 20 | 32.79 | 32.79 | 34.39 | – | – | – | 37.66 |
| | C056 | 5m | 10 | 55.59 | 55.59 | 58.21 | – | – | – | 63.94 |
|  100 x 80mm Hollow Angle | C020 | 5m | 5 | 92.66 | 92.66 | 96.94 | – | – | – | 106.57 |

NEW

Fixing Pins, Nails and Screws (Stainless Steel)

| Description | Code No. | Colours* | Grade of Stainless Steel | Box Qty. | Price per Box | |
|---|----------|---------------|--------------------------|----------|---------------|-----------|
| | | | | | White £ | Colours £ |
|  Trimtop Nails 30mm 40mm 50mm 65mm | C080 | W | Marine (A4) | 250 | 29.40 | – |
| | C081 | W/E/T/M/C/Q/Z | Marine (A4) | 250 | 32.69 | 37.74 |
| | C082 | W/Z | Marine (A4) | 100 | 24.67 | 26.32 |
| | C083 | W/E/T/M/C/Q/Z | Marine (A4) | 100 | 27.23 | 31.94 |
| | | | | | | |
|  Fixing Pins 25mm 30mm 50mm | C203 | | Marine (A4) | 250 | 9.46 | – |
| | C204 | | Marine (A4) | 250 | 10.53 | – |
| | C228 | | Marine (A4) | 100 | 10.14 | – |
| | | | | | | |
|  A4 Capped Screws 30mm 40mm 50mm 65mm | C074 | W | Marine (A4) | 100 | 21.42 | – |
| | C071 | W | Marine (A4) | 100 | 23.22 | – |
| | C072 | W | Marine (A4) | 100 | 25.01 | – |
| | C073 | W | Marine (A4) | 100 | 30.13 | – |
| | | | | | | |

Sealants and Adhesives

| Description | Code No. | Colours* | Unit Size | Box Qty. | Price per Box | |
|--|----------|----------|-----------|----------|---------------|-----------|
| | | | | | White £ | Colours £ |
|  Low Modulus Silicone | C077 | W | 300ml | 25 | 128.17 | – |
| | | N | 300ml | 25 | 139.44 | – |
|  General Purpose Adhesive | C079 | W | 310ml | 12 | 37.17 | – |

Useful Information

- Beware of low quality Fixings, Silicones and Adhesives.
- Swish profiles should be fitted with SWISH fixings, sealants and/or adhesives at all times. Use of alternative fixings, silicones and adhesives could lead to installation failure.

NEW

NEW

*W = WHITE

E = LIGHT GREY

T = HAZY GREY

M = MAHOGANY

C = LIGHT OAK

R = ROSEWOOD

Q = IRISH OAK

Z = BLACK/ANTHRACITE

Index

| Code | Description | Page No. | Code | Description | Page No. |
|-----------|----------------------------------|------------|-----------|----------------------------------|------------|
| C001 | 100mm SHIPLAP CLADDING | 3 | C104 | 300mm CAPPIT | 7, 13 & 19 |
| C002 | 150mm SHIPLAP CLADDING | 3 & 18 | C107 | 150mm CAPPIT | 7, 13 & 19 |
| C003 | 150mm OPEN V CLADDING | 3 | C108 | 605mm CAPPIT | 7 & 13 |
| C005 | 150mm TWIN SHIPLAP CLADDING | 3 | C111 | 405mm SQUARE FASCIA (16mm) 1.25m | 6 |
| C012 | 25 x 20mm RECTANGLE | 15 & 20 | C112 | 405mm BULLNOSE JUMBO (1.25m) | 5 |
| C013 | 300mm GEE PEE (fluted) | 11 | C113 | 405mm JUMBO BOX-END (D/E) | 5 |
| C015 | 25 x 7mm Batten | 15 & 20 | C114 | 405mm CAPPIT BOX-END (D/E) | 7 |
| C016 | 20mm EDGE MOULD | 15 & 20 | C116 | 405mm OGEE JUMBO BOX-END (D/E) | 5 |
| C017 | 22mm SCOTIA MOULD | 15 | C117 | 405mm x 16mm OGEE BOX-END (D/E) | 6 |
| C018 | 25mm EXTERNAL ANGLE | 15 & 20 | C119 | 405mm x 16mm BULLNOSE BOX-END | 6 |
| C019 | 15mm x 12.5mm RECTANGLE | 15 & 20 | C120 | 225mm CAPPIT | 7, 13 & 19 |
| C020 | 80 x 100mm HOLLOW ANGLE | 15 & 20 | C139 | EUROCAPPIT END CAP | 14 |
| C021 | 12mm QUADRANT | 15 & 20 | C140-C146 | OGEE JUMBO | 5 |
| C022 | 50mm CLOAKING PROFILE | 16 & 20 | C150 | 405mm CAPPIT (D/E) | 7, 13 & 19 |
| C023 | 75mm CLOAKING PROFILE | 16 & 20 | C151 | 405mm JUMBO (D/E) | 5 |
| C024 | 100mm CLOAKING PROFILE | 16 & 20 | C153 | JUMBO JOINT | 8 |
| C026 | UNIVERSAL CHANNEL | 3 & 18 | C154 | JUMBO CORNER | 8 |
| C027 | UNIVERSAL STARTER TRIM | 4 & 18 | C157 | 150mm BULLNOSE JUMBO | 5 & 13 |
| C028 | WALL STARTER TRIM | 4 | C158 | 250mm BULLNOSE JUMBO | 5 & 13 |
| C029 | DRIP STARTER TRIM | 4 | C161 | 150mm x 16mm OGEE FASCIA | 6 |
| C030 | EXTERNAL CORNER TRIM | 4 | C162 | 175mm x 16mm OGEE FASCIA | 6 |
| C033 | CENTRE JOINT TRIM | 4 | C163 | 200mm x 16mm OGEE FASCIA | 6 |
| C034 | COVER TRIM | 3 | C164 | 225mm x 16mm OGEE FASCIA | 6 |
| C035 | DRIP TRIM | 4 | C165 | 250mm x 16mm OGEE FASCIA | 6 |
| C036 | SOFFIT TO WALL TRIM | 9 | C166 | 355mm x 16mm OGEE FASCIA | 6 |
| C037 | WINDOW BOARD CHANNEL | 14 | C167 | 405mm x 16mm OGEE FASCIA | 6 |
| C038 | FELT ROOF EDGE TRIM | 9 | C188 | 355mm BULLNOSE JUMBO | 5 |
| C039 | PLANK TOP TRIM | 4 | C203/C204 | 25mm and 33mm FIXINGS | 21 |
| C040 | UNI. CHANNEL + BATTEN COVER | 4 | C205 | 25mm DEE MOULD | 15 & 20 |
| C041 | SOFFIT JOINT TRIM (Extruded) | 9 & 17 | C208 | 125mm FEATHEREDGE CLADDING | 3 |
| C042 | 100mm SHIPLAP JOINT | 4 | C209 | LONG B/NOSE JUMBO END CAP | 14 |
| C043 | 150mm SHIPLAP JOINT | 4 | C212 | CAPPIT/JUMBO BRD END CAPS | 14 & 19 |
| C044 | 150mm OPEN V JOINT | 4 | C216 | 17.5mm QUADRANT | 15 & 20 |
| C045 | 300mm SHIPLAP JOINT | 4 | C217 | 200mm CAPPIT | 7, 13 & 19 |
| C047 | B/N WINDOW BRD END CAP (Foiled) | 19 | C222 | 45mm ARCHITRAVE | 16 |
| C048 | LONG B/N WINDOW BRD END CAP | 14 | C223 | 70mm SKIRTING | 16 |
| C050 | B/N WINDOW BRD END CAP | 14 & 19 | C225 | 95mm PENCIL/OGEE SKIRTING | 16 |
| C051/2 | 2-PART JOINT TRIM (MALE/FEMALE) | 4 & 18 | C226 | 125mm CLOAKING | 16 |
| C054 | VERTICAL LINK CHANNEL | 9 | C228 | 50mm FIXING PINS | 21 |
| C055 | 125mm TEE GEE CLADDING | 3 | C232 | SQUARE FACE-FIX CORNER | 8 & 17 |
| C056 | 50mm EXTERNAL ANGLE | 15 & 20 | C233 | OGEE FACE-FIX CORNER | 8 |
| C057 | 125mm TEE GEE/FEATHER EDGE JOINT | 4 | C235 | SQUARE FACE-FIX JOINT | 8 & 17 |
| C058 | 150mm OPEN V POLO | 11 | C236 | OGEE CAPPIT JOINT TRIM | 8 |
| C059 | SOFFIT JOINT TRIM (2.5m) | 9 | C237 | 10mm CAPPIT JUMBO VENTILATOR | 12 |
| C061 | 30mm x 15mm ANGLE VENTILATOR | 12 | C238 | 25mm CAPPIT JUMBO VENTILATOR | 12 |
| C062 | SOFFIT/WALL VENTILATOR | 12 | C239 | 100mm GEE PEE | 11 & 17 |
| C065 | 60mm x 15mm VENTILATOR | 4, 12 & 18 | C240 | 150mm GEE PEE | 11 & 17 |
| C066 | 25mm FASCIA/SOFFIT VENTILATOR | 12 | C241 | 175mm GEE PEE | 11 & 17 |
| C068 | 60mm x 15mm ANGLE TRIM | 4 | C242 | 50mm DEE MOULD | 15 |
| C069 | 30mm x 15mm ANGLE TRIM | 4 | C243 | 75mm DEE MOULD | 15 |
| C071-C074 | CAPPED SCREWS | 21 | C244-C249 | GEE PEE BOARDS | 11 & 17 |
| C077 | LOW MOD. SILICONE 310ml | 21 | C251 | 500mm GEE PEE | 11 |
| C079 | GENERAL PURPOSE ADHESIVE 310ml | 21 | C252 | 605mm GEE PEE | 11 |
| C080-C083 | TRIMTOP FIXINGS | 21 | C253 | 250mm GEE PEE | 11 |
| C084-C089 | OGEE CAPPIT BOARDS | 7 | C254 | 45mm ARCHITRAVE (6mm) | 16 & 20 |
| C094 | 400mm CAPPIT | 7 & 13 | C257 | 100mm GEE PEE | 11 |
| C095 | 175mm CAPPIT | 7, 13 & 19 | C258 | 70mm ARCHITRAVE/SKIRTING (6mm) | 16 & 20 |
| C098 | 250mm CAPPIT | 7, 13 & 19 | C259 | 95mm SKIRTING (6mm) | 16 & 20 |

Index

| Code | Description | Page No. | Code | Description | Page No. |
|-----------|-------------------------------------|----------|-----------|---------------------------------|----------|
| C260 | 150mm B/N WINDOW BOARD | 13 | C392 | 405mm POLO (25mm) | 11 |
| C261 | 175mm B/N WINDOW BOARD | 13 & 19 | C397 | 225mm POLO (10mm) | 11 & 17 |
| C262 | 200mm B/N WINDOW BOARD | 13 | C398 | 225mm POLO (25mm) | 11 |
| C263 | 225mm B/N WINDOW BOARD | 13 & 19 | C403 | SEALING TAPE | 12 |
| C264 | 250mm B/N WINDOW BOARD | 13 | C404 | VENTED EAVES PROTECTOR | 12 |
| C265 | 300mm B/N WINDOW BOARD | 13 | C405 | BIRD COMB | 12 |
| C266 | 405mm B/N WINDOW BOARD | 13 & 19 | C410 | 405mm POLO (10mm) | 11 & 17 |
| C267 | CIRCULAR SOFFIT VENTILATOR | 12 | C412 | 330mm POLO (10mm) | 11 |
| C269 | 100mm OPEN V CLADDING | 3 & 18 | C413 | 250mm POLO (10mm) | 11 |
| C270 | 35mm CLOAKING PROFILE | 16 | C415 | SQUARE (2-PART) EXT. CORNER | 8 & 17 |
| C271 | CAPPIT REVEAL CORNER | 14 | C417 | OGEE (2-PART) EXT. CORNER | 8 |
| C272 | BULLNOSE JUMBO END CAP | 14 | C418 | BULLNOSE (2-PART) EXT. CORNER | 8 |
| C273 | BULLNOSE JUMBO END CAP | 14 | C420 | 150mm x 16mm BULLNOSE FASCIA | 6 |
| C274-C277 | 175mm - 405mm BULLNOSE JUMBO | 5 & 13 | C421 | 175mm x 16mm BULLNOSE FASCIA | 6 |
| C278 | CAPPIT/JUMBO END CAP | 14 | C422 | 200mm x 16mm BULLNOSE FASCIA | 6 |
| C279 | CAPPIT/JUMBO END CAP | 19 | C423 | 225mm x 16mm BULLNOSE FASCIA | 6 |
| C280 | 355mm JUMBO (D/E) | 5 | C424 | 250mm x 16mm BULLNOSE FASCIA | 6 |
| C281 | 100mm OPEN V JOINT | 4 & 18 | C425 | 355mm x 16mm BULLNOSE FASCIA | 6 |
| C285-C289 | 150mm - 250mm JUMBO | 5 | C426 | 405mm x 16mm BULLNOSE FASCIA | 6 |
| C290/1 | 2 PART UNIVERSAL TRIM (Male/Female) | 3 & 18 | C430-C443 | EURO-CAPPIT | 13 |
| C292/3 | 2 PART CORNER TRIM | 3 & 18 | C445-C446 | ROOFSTYLE DECORATIVE MOULDINGS | 9 |
| C294 | CAPPIT EXTERNAL CORNER | 8 | C448 | 455mm x 16mm BULLNOSE FASCIA | 6 |
| C298 | SQUARE INTERNAL CORNER | 8 | C450 | ROOFSTYLE APEX MOULDING | 9 |
| C299 | BULLNOSE EXTERNAL JOINT | 8 | C457 | CONVEX DECORATIVE ROOFLINE | 9 |
| C300 | OGEE INTERNAL CORNER | 8 | C458 | CONCAVE DECORATIVE ROOFLINE | 9 |
| C301 | BULLNOSE EXTERNAL CORNER | 8 | C459 | GABLE FINIAL | 9 & 17 |
| C302 | CAPPIT JOINT | 8 | C466 | 3D ROOF SPIRE (910mm) | 9 |
| C305 | 150mm POLO (10mm) | 11 & 17 | C470 | FEATURE CORBEL | 10 |
| C306 | 175mm POLO (10mm) | 11 & 17 | C471 | SMALL GALLOWS BRACKET | 10 |
| C308 | 300mm POLO (10mm) | 11 & 17 | C472 | LARGE GALLOWS BRACKET | 10 |
| C309 | 450mm POLO (10mm) | 11 | C473 | BRACING BAR (1500mm) | 9 |
| C310 | 125mm TEEGEE POLO | 11 | C474 | GRP BALL FINIAL (965mm) | 9 |
| C311 | 150mm POLO (25mm) | 11 | C475 | ROOF SPIRE (910mm) Flat Backed | 9 |
| C314 | 300mm POLO (25mm) | 11 | C476 | ROOF SPIRE (1310mm) Flat Backed | 9 |
| C315 | 450mm POLO (10mm) | 11 | C480 | DENTIL 01 | 10 |
| C321 | BULLNOSE INTERNAL CORNER | 8 | C481 | DENTIL 02 | 10 |
| C326 | SQUARE JOINT | 8 & 17 | C482 | DENTIL 03 | 10 |
| C317 | FLAT BOARD JOINT | 8 | C483 | DENTIL 04 | 10 |
| C328 | BULLNOSE JOINT | 8 | C492 | 135° EXTERNAL CORNER | 8 |
| C329 | OGEE JOINT | 8 | C493 | 135° INTERNAL CORNER | 8 |
| C345 | 150mm x 16mm SQUARE FASCIA | 6 & 17 | C496 | GRP BALL FINIAL (1500mm) | 9 |
| C346 | 175mm x 16mm SQUARE FASCIA | 6 & 17 | C497 | JOINING BRACKET | 9 |
| C347 | 200mm x 16mm SQUARE FASCIA | 6 & 17 | C502 | JUMBOTEC | 12 |
| C348 | 225mm x 16mm SQUARE FASCIA | 6 & 17 | C504 | OVER FASCIA VENTILATOR (10mm) | 12 |
| C349 | 250mm x 16mm SQUARE FASCIA | 6 & 17 | C505 | OVER FASCIA VENTILATOR (25mm) | 12 |
| C350 | 300mm x 16mm SQUARE FASCIA | 6 & 17 | C520 | 45mm CASTELLATED ARCHITRAVE | 16 |
| C351 | 405mm x 16mm SQUARE FASCIA (D/E) | 6 & 17 | C521 | 70mm CASTELLATED ARCH/SKIRT. | 16 |
| C354 | 405mm x 16mm FLAT FASCIA | 6 | C522 | 95mm CASTELLATED SKIRTING | 16 |
| C355 | 150mm x 16mm FLAT FASCIA | 6 | C530 | 605mm POLO (10mm) | 11 |
| C356 | 175mm x 16mm FLAT FASCIA | 6 | C540 | Tudor Boards | 17 |
| C357 | 200mm x 16mm FLAT FASCIA | 6 | C600 | M-BOSS 150mm SHIPLAP | 3 |
| C358 | 225mm x 16mm FLAT FASCIA | 6 | C605 | M-BOSS 150mm TWIN SHIPLAP | 3 |
| C359 | 250mm x 16mm FLAT FASCIA | 6 | C630 | M-BOSS 150mm CLADDING JOINT | 4 |
| C360 | BULLNOSE JUMBO JOINT | 8 | C631 | M-BOSS 300mm CLADDING JOINT | 4 |
| C361 | BULLNOSE JUMBO EXT. CORNER | 8 | SD70 | 70mm x 15mm DECORATIVE TRIM | 16 |
| C365 | 300mm x 16mm SQUARE FASCIA | 6 | SPI20 | 120mm x 10mm DECORATIVE TRIM | 16 |
| C366 | 455mm x 16mm Square Fascia | 6 | ST45 | 45mm FLEXI-ANGLE | 15 |
| C380 | 200mm POLO (10mm) | 11 | ST75 | 75mm FLEXI-ANGLE | 15 |



BS 7619
Licence No. KM33730



FM 09180



EMS 513947



OHS 523157

For further details contact:

Swish[®]
BUILDING PRODUCTS

**SBP Limited, Pioneer House, Mariner, Lichfield Road Industrial
Estate, Tamworth, Staffordshire B79 7TF
Telephone: (01827) 317200
Fax: (01827) 316169
e-mail: marketing@swishbp.co.uk
www.swishbp.co.uk**

© SBP Limited 05/11
Swish, Tee Gee, Gee Pee, Polo, Cappit, Jumbo and Jumbotec
are all registered trademarks

A272